

Seminole County Board of
County Commissioners
Sanford, FL

Portfolio Performance Review
September 30, 2020



Truist Securities

Grier Campbell
Director
Fixed Income Sales

404-926-5549
Grier.Campbell@truist.com

Mike Davis
Managing Director - Strategies
Fixed Income Strategies

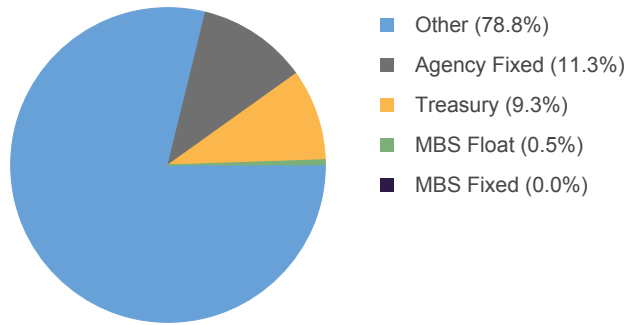
901-842-3824
Mike.Davis@truist.com

Strictly Private and Confidential

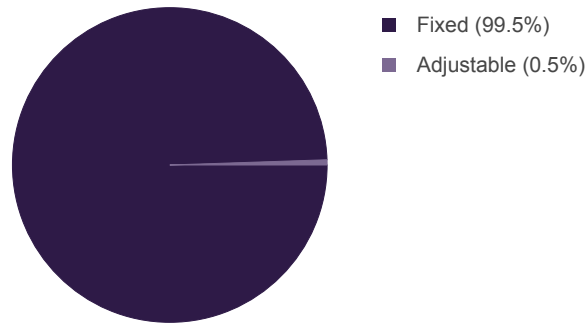
Section I Portfolio Overview..... 3
Section II Security Inventory Report.....4
Disclaimer.....8

Steven Jones
Vice President
Fixed Income Strategies

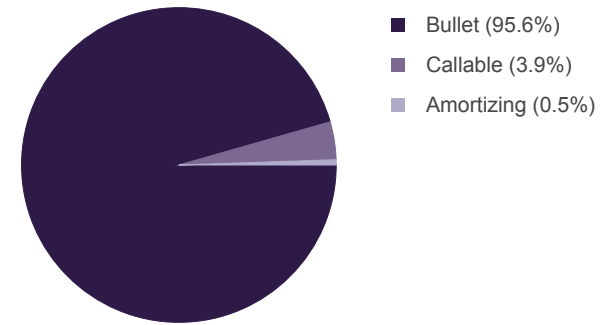
Sector Allocation



Coupon Type



Principal Type



Sector	Par Value	Book Value	Market Value	Gain (Loss)	AFS %	Book Yld (TE)	Average Life	Effective Duration	Effective Convexity	Price Vol. +300 Bps	Market Yld (TE)	3Mo CPR	
												Book Yld (TE)	Average Life
Agency Fixed	58,020,000	58,827,388	58,972,790	145,403	100%	0.57	1.11	1.22	(0.19)	(4.14)	0.32	0.57	1.11
MBS Fixed	26,792	27,892	28,079	187	100%	0.46	1.34	1.24	0.05	(3.59)	1.36	0.46	1.54
MBS Float	2,727,628	2,831,542	2,844,535	12,993	100%	1.09	4.05	1.11	1.26	(2.26)	0.97	1.20	6.79
Treasury	48,000,000	48,934,648	49,217,811	283,162	100%	1.00	0.84	0.83	0.01	(2.45)	0.14	1.00	0.84
Other	404,984,378	404,984,378	404,984,378	-	98%	0.88	0.29	0.29	0.00	(0.85)	0.88	0.88	0.29
Totals/Averages	513,758,798	515,605,848	516,047,593	441,745	98%	0.86	0.45	0.45	(0.01)	(1.38)	0.74	0.86	0.47

#	CUSIP Sector	FAS 115 Description	Settle Date	Original Face Current Face	Coupon Maturity	Call Date Call Price	Call Type Effect Mat	WAL Base Eff Dur	Book Price Book Yld (TE)	Mkt Price Mkt Yield	Book Value Mkt Value	Gain/Loss Gain/Loss %
1	3133ELNP5 Agency Fixed	AFS Federal Farm Credi	03/20/2020	20,000,000 20,000,000	1.45 02/24/2022	NA -	Non-Callable 02/24/2022	1.40 1.41	101.33 0.50	101.84 0.14	20,265,400 20,367,000	101,600 0.50%
2	313378CR0 Agency Fixed	AFS Fed Home Loan Bk	03/16/2020	18,020,000 18,020,000	2.25 03/11/2022	NA -	Non-Callable 03/11/2022	1.45 1.45	103.01 0.17	103.05 0.14	18,561,988 18,569,790	7,803 0.04%
3	31422BXB1 Agency Fixed	AFS Farmer Mac	04/01/2020	20,000,000 20,000,000	1.02 04/01/2022	04/01/2021 100.00	Bermudan 04/01/2021	0.50 0.81	100.00 1.02	100.18 0.66	20,000,000 20,036,000	36,000 0.18%
Total: Agency Fixed				58,020,000	1.56			1.11	101.39	101.66	58,827,388	145,403
				58,020,000	03/12/2022		11/08/2021	1.22	0.57	0.32	58,972,790	0.25%
4	36292LB37 MBS Fixed	AFS GNJO 651758 5.0	07/18/2006	1,550,000 724	5.00 04/15/2021	NA -	Non-Callable 04/15/2021	0.24 0.23	102.14 (4.68)	100.99 0.00	740 731	(8) (1.12%)
5	36211QY54 MBS Fixed	AFS GNJO 520132 5.0	07/18/2006	1,646,693 2,971	5.00 04/15/2021	NA -	Non-Callable 04/15/2021	0.20 0.19	101.70 (4.45)	100.81 (0.05)	3,021 2,995	(27) (0.88%)
6	36201XQ50 MBS Fixed	AFS GNJO 606276 5.0	07/18/2006	3,530,852 2,533	5.00 05/15/2021	NA -	Non-Callable 05/15/2021	0.20 0.19	101.66 (4.14)	100.83 (0.12)	2,575 2,554	(21) (0.81%)
7	3128M1TL3 MBS Fixed	AFS FGCI G12455 5.5	01/31/2007	5,130,000 6,518	5.50 10/01/2021	NA -	Non-Callable 10/01/2021	0.27 0.26	101.71 (1.70)	101.29 (0.17)	6,630 6,603	(27) (0.41%)
8	36202BCP8 MBS Fixed	AFS G2SF 000978 8.5	09/21/1993	3,144,133 192	8.50 03/20/2023	NA -	Non-Callable 03/20/2023	0.55 0.54	103.61 1.10	103.67 1.00	199 200	- 0.06%
9	3128FHCT7 MBS Fixed	AFS FGLMC D75482 6.5	07/25/2001	3,422,641 13,854	6.50 05/01/2026	NA -	Non-Callable 05/01/2026	2.29 2.11	106.30 3.50	108.25 2.64	14,727 14,997	270 1.83%
Total: MBS Fixed				18,424,319	5.94			1.34	104.11	104.93	27,892	187
				26,792	02/10/2024		02/10/2024	1.24	0.46	1.36	28,079	0.67%
10	36202KWW1 MBS Float	AFS G2AR 008761 3.0	05/31/1995	2,400,000 282	3.00 03/20/2021	NA -	Non-Callable 03/20/2021	0.22 0.17	100.11 1.79	100.27 1.04	282 283	- 0.16%
11	36202K7D1 MBS Float	AFS G2AR 008992 2.8	06/22/1995	4,000,000 4,701	2.88 06/20/2022	NA -	Non-Callable 06/20/2022	0.78 0.69	101.76 0.32	102.09 (0.10)	4,783 4,799	16 0.33%
12	36202J6M5 MBS Float	AFS G2AR 008076 3.1	08/24/1995	1,530,000 2,054	3.13 11/20/2022	NA -	Non-Callable 11/20/2022	1.00 0.92	100.07 2.35	101.02 1.38	2,056 2,075	20 0.95%
13	36202KME2 MBS Float	AFS G2AR 008457 3.2	07/22/1998	2,461,551 4,684	3.25 07/20/2024	NA -	Non-Callable 07/20/2024	1.74 1.23	102.28 0.26	102.82 (0.05)	4,790 4,816	26 0.53%
14	36202KPD1 MBS Float	AFS G2AR 008520 3.1	06/22/1995	2,022,030 5,313	3.13 10/20/2024	NA -	Non-Callable 10/20/2024	1.85 1.37	102.60 0.72	103.21 0.39	5,451 5,483	33 0.60%
15	31348SLE2 MBS Float	AFS FH99AR 785725 4.1	11/23/1999	2,000,000 5,698	4.15 12/01/2026	NA -	Non-Callable 12/01/2026	2.59 1.45	102.25 1.35	102.46 1.27	5,826 5,838	12 0.21%
16	31380LKE7 MBS Float	AFS FN99AR 443193 3.8	12/23/1998	3,500,000 13,544	3.84 11/01/2027	NA -	Non-Callable 11/01/2027	2.27 0.80	102.58 1.22	102.81 1.12	13,893 13,924	31 0.22%
17	36225CKE5 MBS Float	AFS G2AR 080292 2.8	10/25/1999	4,000,000 12,731	2.88 06/20/2029	NA -	Non-Callable 06/20/2029	3.37 1.59	101.23 1.62	103.13 1.04	12,887 13,129	242 1.88%
18	31383K6X0 MBS Float	AFS FN99AR 505886 2.5	08/25/1999	3,000,000 17,110	2.51 07/01/2029	NA -	Non-Callable 07/01/2029	2.94 1.09	103.70 0.98	103.45 1.06	17,743 17,701	(42) (0.24%)

#	CUSIP Sector	FAS 115 Description	Settle Date	Original Face Current Face	Coupon Maturity	Call Date Call Price	Call Type Effect Mat	WAL Base Eff Dur	Book Price Book Yld (TE)	Mkt Price Mkt Yield	Book Value Mkt Value	Gain/Loss Gain/Loss %
19	31295KN83 MBS Float	AFS FH99AR 786715 2.5	11/24/1999	1,856,783 23,811	2.50 07/01/2029	NA -	Non-Callable 07/01/2029	3.06 1.26	103.59 1.01	103.49 1.05	24,665 24,641	(24) (0.10%)
20	31295KPW8 MBS Float	AFS FH99AR 786737 2.4	10/25/1999	4,000,000 807	2.50 09/01/2029	NA -	Non-Callable 09/01/2029	3.58 1.51	104.35 1.07	104.50 1.03	842 843	1 0.14%
21	31384VQU9 MBS Float	AFS FN99AR 535167 3.7	05/23/2001	5,721,120 27,221	3.78 01/01/2030	NA -	Non-Callable 01/01/2030	3.27 1.03	103.21 1.33	103.56 1.22	28,094 28,192	98 0.35%
22	36225CNP7 MBS Float	AFS G2AR 080397 2.8	05/24/2000	4,000,000 10,509	2.88 04/20/2030	NA -	Non-Callable 04/20/2030	3.71 2.67	102.68 1.44	104.77 0.87	10,790 11,010	220 2.04%
23	36225CSM9 MBS Float	AFS G2AR 080523 3.2	08/23/2001	1,434,669 22,074	3.25 07/20/2031	NA -	Non-Callable 07/20/2031	3.85 1.83	101.97 1.08	103.24 0.74	22,509 22,790	281 1.25%
24	36225CSZ0 MBS Float	AFS G2AR 080535 3.2	08/23/2001	3,567,526 30,642	3.25 08/20/2031	NA -	Non-Callable 08/20/2031	3.78 1.84	103.63 0.62	104.54 0.39	31,754 32,034	280 0.88%
25	36225CTZ9 MBS Float	AFS G2AR 080567 3.0	02/25/2002	5,007,640 65,052	3.00 01/20/2032	NA -	Non-Callable 01/20/2032	4.02 2.14	102.02 1.40	102.93 1.17	66,367 66,958	591 0.89%
26	31391BC39 MBS Float	AFS FN99AR 661690 3.3	09/25/2002	5,000,000 97,566	2.28 09/01/2032	NA -	Non-Callable 09/01/2032	4.09 1.33	106.10 0.67	106.15 0.66	103,520 103,566	47 0.05%
27	31402KJU5 MBS Float	AFS FN99AR 731491 4.2	09/30/2003	4,000,000 25,102	2.39 10/01/2033	NA -	Non-Callable 10/01/2033	4.09 1.73	104.72 1.15	104.74 1.15	26,286 26,292	6 0.02%
28	31404AE91 MBS Float	AFS FN99AR 762560 3.5	10/25/2004	3,980,910 30,554	3.52 11/01/2033	NA -	Non-Callable 11/01/2033	4.19 0.57	101.85 1.57	103.28 1.22	31,119 31,557	438 1.41%
29	31404CMN7 MBS Float	AFS FN99AR 764565 2.4	11/23/2004	5,000,000 411,104	2.41 06/01/2034	NA -	Non-Callable 06/01/2034	3.90 0.73	104.37 0.43	104.50 0.40	429,087 429,595	508 0.12%
30	31405DVG9 MBS Float	AFS FN99AR 786415 2.2	10/24/2007	5,369,079 70,749	2.29 07/01/2034	NA -	Non-Callable 07/01/2034	3.79 0.99	101.67 1.48	101.39 1.55	71,933 71,734	(199) (0.28%)
31	31349TWL1 MBS Float	AFS FH99AR 782451 4.0	07/24/2006	6,450,000 28,400	4.05 10/01/2034	NA -	Non-Callable 10/01/2034	3.87 1.41	105.30 0.93	105.84 0.79	29,904 30,058	155 0.52%
32	31407FU24 MBS Float	AFS FN99AR 829601 2.6	10/24/2007	4,927,478 90,903	2.63 08/01/2035	NA -	Non-Callable 08/01/2035	4.22 1.39	106.87 0.72	106.79 0.74	97,144 97,075	(69) (0.07%)
33	3128QJG26 MBS Float	AFS FH99AR 1G1117 2.3	11/21/2007	15,000,000 514,566	2.35 09/01/2035	NA -	Non-Callable 09/01/2035	3.54 1.11	103.99 0.92	104.86 0.68	535,096 539,582	4,486 0.84%
34	3128QLRC7 MBS Float	AFS FH99AR 1H2583 3.8	04/24/2007	4,000,000 41,527	3.86 01/01/2036	NA -	Non-Callable 01/01/2036	3.78 0.89	105.78 0.82	106.53 0.63	43,929 44,239	310 0.71%
35	31408EQ39 MBS Float	AFS FN99AR 849274 3.4	08/23/2006	6,575,000 28,830	3.42 01/01/2036	NA -	Non-Callable 01/01/2036	4.69 0.65	101.36 1.44	102.31 1.22	29,223 29,497	275 0.94%
36	31408G7J0 MBS Float	AFS FN99AR 851497 2.2	09/21/2006	3,050,000 68,080	2.29 02/01/2036	NA -	Non-Callable 02/01/2036	4.31 0.70	102.58 1.04	103.14 0.91	69,836 70,216	380 0.54%
37	31409UTA3 MBS Float	AFS FN99AR 879045 3.6	11/30/2006	10,395,108 239,244	3.62 03/01/2036	NA -	Non-Callable 03/01/2036	4.37 1.18	103.37 1.50	103.95 1.37	247,314 248,683	1,369 0.55%
38	31349T6B2 MBS Float	AFS FH99AR 782666 3.8	08/23/2006	5,030,473 152,203	3.82 04/01/2036	NA -	Non-Callable 04/01/2036	4.19 1.32	99.54 2.66	100.31 2.46	151,505 152,667	1,162 0.77%

#	CUSIP Sector	FAS 115 Description	Settle Date	Original Face Current Face	Coupon Maturity	Call Date Call Price	Call Type Effect Mat	WAL Base Eff Dur	Book Price Book Yld (TE)	Mkt Price Mkt Yield	Book Value Mkt Value	Gain/Loss Gain/Loss %
39	31410AEP7 MBS Float	AFS FN99AR 883142 2.8	09/21/2006	12,075,102 336,667	2.80 06/01/2036	NA -	Non-Callable 06/01/2036	4.32 0.95	105.21 1.04	105.33 1.01	354,193 354,626	433 0.12%
40	3128JRQQ2 MBS Float	AFS FH99AR 847663 3.9	12/29/2006	10,000,000 110,821	3.96 11/01/2036	NA -	Non-Callable 11/01/2036	5.73 1.55	103.49 1.62	104.09 1.51	114,694 115,353	659 0.57%
41	3128NGF34 MBS Float	AFS FH99AR 1H1386 3.7	06/21/2007	5,000,000 74,225	3.80 03/01/2037	NA -	Non-Callable 03/01/2037	4.38 1.13	104.27 1.42	104.65 1.33	77,397 77,675	278 0.36%
42	3128QJ3C8 MBS Float	AFS FH99AR 1G1695 3.1	05/24/2007	10,000,000 99,893	3.13 04/01/2037	NA -	Non-Callable 04/01/2037	4.23 0.96	103.62 0.95	104.34 0.78	103,506 104,227	721 0.70%
43	31413B3Q2 MBS Float	AFS FN99AR 941007 2.7	08/10/2007	10,000,000 60,962	2.71 07/01/2037	NA -	Non-Callable 07/01/2037	5.01 1.15	103.55 1.38	103.96 1.30	63,125 63,376	252 0.40%
Total: MBS Float				176,354,469 2,727,628	2.89 03/04/2035		03/04/2035	4.05 1.11	103.81 1.09	104.30 0.97	2,831,542 2,844,535	12,993 0.46%
44	FLGITF Other	AFS Florida Trust Day	09/30/2020	5,209,380 5,209,380	0.16 10/31/2020	NA -	Non-Callable 10/31/2020	0.08 0.09	100.00 0.16	100.00 0.16	5,209,380 5,209,380	- -
45	FLCLASS Other	AFS FLCLASS Money Mark	09/30/2020	5,371,917 5,371,917	0.26 10/31/2020	NA -	Non-Callable 10/31/2020	0.08 0.09	100.00 0.26	100.00 0.26	5,371,917 5,371,917	- -
46	QPD FL Other	AFS Synovus Bank Money	09/30/2020	42,826,383 42,826,383	0.40 10/31/2020	NA -	Non-Callable 10/31/2020	0.08 0.09	100.00 0.40	100.00 0.40	42,826,383 42,826,383	- -
47	SunTrust Other	AFS SunTrust Premier C	09/30/2020	232,967 232,967	0.01 10/31/2020	NA -	Non-Callable 10/31/2020	0.08 0.09	100.00 0.01	100.00 0.01	232,967 232,967	- -
48	FLE190920 Other	AFS FL PALM (SunRail)	09/30/2020	1,100,337 1,100,337	0.30 10/31/2020	NA -	Non-Callable 10/31/2020	0.08 0.09	100.00 0.30	100.00 0.30	1,100,337 1,100,337	- -
49	WELLSFARGO Other	AFS Wells Fargo Money	09/30/2020	1,890,395 1,890,395	0.05 10/31/2020	NA -	Non-Callable 10/31/2020	0.08 0.09	100.00 0.05	100.00 0.05	1,890,395 1,890,395	- -
50	QPD City Other	AFS City National Bank	09/30/2020	44,660,510 44,660,510	0.35 10/31/2020	NA -	Non-Callable 10/31/2020	0.08 0.09	100.00 0.35	100.00 0.35	44,660,510 44,660,510	- -
51	AQP Axiom Bank MM Other	AFS Axiom Bank Money M	09/30/2020	5,075,479 5,075,479	0.60 10/31/2020	NA -	Non-Callable 10/31/2020	0.08 0.09	100.00 0.60	100.00 0.60	5,075,479 5,075,479	- -
52	SBAFLPRIME Other	AFS Florida Prime/SBA	09/30/2020	128,967,987 128,967,987	0.33 10/31/2020	NA -	Non-Callable 10/31/2020	0.08 0.09	100.00 0.33	100.00 0.33	128,967,987 128,967,987	- -
53	QPD Ameris Bank Money Market Other	AFS Ameris Bank Money	09/30/2020	46,013,571 46,013,571	0.50 10/31/2020	NA -	Non-Callable 10/31/2020	0.08 0.09	100.00 0.50	100.00 0.50	46,013,571 46,013,571	- -
54	QPD CITIZ Other	AFS Citizens Bank of F	09/30/2020	2,489,846 2,489,846	0.25 10/31/2020	NA -	Non-Callable 10/31/2020	0.08 0.09	100.00 0.25	100.00 0.25	2,489,846 2,489,846	- -
55	QPD CENT Other	AFS Centennial Bank Mo	09/30/2020	2,962,182 2,962,182	0.35 10/31/2020	NA -	Non-Callable 10/31/2020	0.08 0.09	100.00 0.35	100.00 0.35	2,962,182 2,962,182	- -
56	QPD MM Other	AFS Bank United Money	09/30/2020	5,514,658 5,514,658	0.35 10/31/2020	NA -	Non-Callable 10/31/2020	0.08 0.09	100.00 0.35	100.00 0.35	5,514,658 5,514,658	- -
57	CDSynov1120 Other	AFS CD - Synovus Bank	05/31/2019	20,707,432 20,707,432	2.60 11/30/2020	NA -	Non-Callable 11/30/2020	0.17 0.17	100.00 2.60	100.00 2.60	20,707,432 20,707,432	- -

#	CUSIP Sector	FAS 115 Description	Settle Date	Original Face Current Face	Coupon Maturity	Call Date Call Price	Call Type Effect Mat	WAL Base Eff Dur	Book Price Book Yld (TE)	Mkt Price Mkt Yield	Book Value Mkt Value	Gain/Loss Gain/Loss %
58	CD - Ameris 18 mth Other	AFS CD - Ameris Bank -	06/03/2019	10,321,249 10,321,249	2.52 12/03/2020	NA -	Non-Callable 12/03/2020	0.18 0.18	100.00 2.52	100.00 2.52	10,321,249 10,321,249	- -
59	CD - City National	AFS CD - City National	01/29/2020	20,246,330 20,246,330	1.87 01/29/2021	NA -	Non-Callable 01/29/2021	0.33 0.34	100.00 1.87	100.00 1.87	20,246,330 20,246,330	- -
60	CD - Bank United	NA CD - Bank United -	06/09/2020	10,016,980 10,016,980	0.55 03/09/2021	NA -	Non-Callable 03/09/2021	0.44 0.44	100.00 0.55	100.00 0.55	10,016,980 10,016,980	- -
61	CD - Axiom Bank	AFS CD - Axiom Bank -	09/25/2019	20,435,847 20,435,847	2.17 09/25/2021	NA -	Non-Callable 09/25/2021	0.99 0.99	100.00 2.17	100.00 2.17	20,435,847 20,435,847	- -
62	CD - Centennial Ba	AFS CD - Centennial Ba	05/31/2019	20,731,651 20,731,651	2.70 05/31/2022	NA -	Non-Callable 05/31/2022	1.67 1.65	100.00 2.70	100.00 2.70	20,731,651 20,731,651	- -
63	CD - Axiom Bank 36	AFS CD - Axiom Bank -	10/23/2019	10,209,277 10,209,277	2.28 10/23/2022	NA -	Non-Callable 10/23/2022	2.06 2.01	100.00 2.28	100.00 2.28	10,209,277 10,209,277	- -
Total: Other				404,984,378	0.88			0.29	100.00	100.00	404,984,378	-
64	Treasury 9128284G2	AFS UNITED STATES TREA	12/20/2019	15,000,000 15,000,000	2.38 04/15/2021	NA -	Non-Callable 04/15/2021	0.54 0.54	100.95 0.61	101.20 0.15	15,142,383 15,180,468	38,085 0.25%
65	Treasury 9128284T4	AFS UNITED STATES TREA	12/20/2019	10,000,000 10,000,000	2.63 06/15/2021	NA -	Non-Callable 06/15/2021	0.71 0.71	100.44 1.99	101.77 0.13	10,044,141 10,176,562	132,421 1.32%
66	Treasury 912828Y20	AFS UNITED STATES TREA	12/23/2019	10,000,000 10,000,000	2.63 07/15/2021	NA -	Non-Callable 07/15/2021	0.79 0.79	101.49 0.73	101.97 0.13	10,149,219 10,196,875	47,656 0.47%
67	Treasury 912828D72	AFS UNITED STATES TREA	12/23/2019	10,000,000 10,000,000	2.00 08/31/2021	NA -	Non-Callable 08/31/2021	0.92 0.93	100.57 1.37	101.70 0.14	10,057,031 10,170,312	113,281 1.13%
68	Treasury 912810EP9	AFS UNITED STATES TREA	09/10/1993	3,000,000 3,000,000	7.13 02/15/2023	NA -	Non-Callable 02/15/2023	2.38 2.22	118.06 (0.43)	116.45 0.18	3,541,875 3,493,594	(48,281) (1.36%)
Total: Treasury				48,000,000	2.74			0.84	101.95	102.66	48,934,648	283,162
Total				513,758,798	1.14			0.45	100.36	100.45	515,605,848	441,745
								0.86	0.74		516,047,593	0.09%

This presentation is for informational purposes only and is being furnished on a confidential basis. By accepting this information, the recipient agrees that it will use the information only to evaluate its potential interest in the strategies described herein and for no other purpose and will not divulge any such information to any other party.

This presentation does not constitute a commitment to lend money, underwrite any proposed transaction, purchase securities or other assets, provide financing, arrange financing, or provide any other services. Truist Securities, Inc. and its representatives and affiliates make no representation and have given you no advice concerning the appropriate regulatory treatment, accounting treatment, or possible tax consequences of the proposed transactions described herein. Prior to entering into any proposed transaction, you should determine, without reliance upon Truist Securities, Inc. or its representatives or affiliates, the economic risks and merits, as well as the legal, tax, and accounting characteristics and consequences, of the transaction, and that you are able to assume these risks. These materials should not be relied upon for the maintenance of your books and records or for any tax, accounting, legal or other purposes.

All materials, including proposed terms and conditions, are indicative and for discussion purposes only. Finalized terms and conditions are subject to further discussion and negotiation and will be evidenced by a formal written agreement. Except as required by applicable law, we make no representation or warranty, express or implied, to you or to any person as to the content of the information contained herein. Opinions expressed herein are current opinions only as of the date indicated. Any historical price(s) or value(s) are also only as of the date indicated. We are under no obligation to update opinions or other information.

In connection with Treasury Regulation Section 1.6011-4, it is our mutual intent that the tax structure and tax treatment of the transactions contemplated by this presentation are not confidential and that notwithstanding anything herein to the contrary that each of us (and our employees, representatives and agents) may disclose to any and all persons, without limitation of any kind, the tax structure and tax treatment of the transactions contemplated herein.

Truist Securities, Inc. (“Truist Securities”) is not recommending an action to you as a municipal entity or obligated person. Truist Securities is not acting as an advisor to you and does not owe a fiduciary duty pursuant to Section 15B of the Exchange Act to you with respect to the information and material contained in this communication. Truist Securities is acting for its own interests. You should discuss any information and material contained in this communication with any and all internal or external advisors and experts that you deem appropriate before acting on this information or material. This information provided “as-is” and “where-is”, and Truist Securities makes no representation or warranty of any kind, express or implied, with respect to the selection, design, functionality, or operation of the information in this file, and makes no implied warranty of merchantability or fitness for a particular purpose, and specifically disclaims any implied warranty with respect thereto.

The information in this presentation is necessarily based upon information provided by you, and market, economic, and other conditions and assumptions.

Truist Securities assumes no obligation, and does not intend to, update the file to reflect any changes in such information, conditions or assumptions. The information in this presentation is illustrative and is not intended to predict actual results, which may differ substantially from those reflected in this presentation. This presentation is based on mathematical models that use inputs and assumptions to calculate results. You should understand the assumptions and evaluate whether they are appropriate for your purposes. As with all models, results may vary significantly depending upon the value of the model’s inputs and assumptions, which may or may not be stated. Any interest rates or transactional terms used herein are hypothetical and take into consideration conditions in today’s market and other factual information. This presentation is for informational purposes only and is being furnished on a confidential basis.

This presentation does not constitute a commitment to lend money, underwrite any proposed transaction, purchase securities or other assets, provide financing, arrange financing, or provide any other services. Truist Securities and its representatives and affiliates make no representation and have given you no advice concerning the appropriate regulatory treatment, accounting treatment, or possible tax consequences of the proposed transactions described herein. Prior to entering into any proposed transaction, you should determine, without reliance upon Truist Securities or its representatives or affiliates, the economic risks and merits, as well as the legal, tax, and accounting characteristics and consequences, of the transaction, and that you are able to assume these risks. These materials should not be relied upon for the maintenance of your books and records or for any tax, accounting, legal or other purposes.

Any historical price(s) or value(s) are also only as of the date indicated. We are under no obligation to update opinions or other information.

Nothing in this document constitutes a “Research Report” within the meaning of CFTC Regulation 23.605(a)(9). If this document references a Swap, this document constitutes a solicitation within the meaning of CFTC Regulation 23.605(a)(9)(v) to potentially enter into a derivatives transaction upon satisfaction of all applicable legal requirements.

Truist Securities is the trade name for the corporate and investment banking services of Truist Financial Corporation and its subsidiaries, including Truist Securities, Inc., member, FINRA and SIPC. Debt and equity underwriting, trading, research and sales, loan syndications, municipal securities trading and sales, and mergers and acquisitions advisory services are offered by Truist Securities, Inc. Cash management, loans and loan related products, foreign exchange, risk management products and services and agency services are offered by Truist Bank.