

Seminole County Board of
County Commissioners
Sanford, FL

Portfolio Performance Review
October 31, 2020



Truist Securities

Grier Campbell
Director
Fixed Income Sales

404-926-5549
Grier.Campbell@truist.com

Mike Davis
Managing Director - Strategies
Fixed Income Strategies

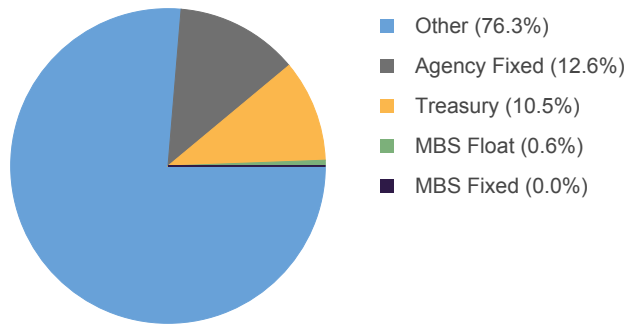
901-842-3824
Mike.Davis@truist.com

Strictly Private and Confidential

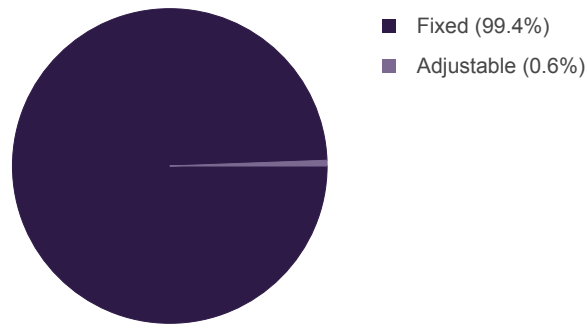
Section I Portfolio Overview..... 3
Section II Security Inventory Report.....4
Disclaimer.....8

Steven Jones
Vice President
Fixed Income Strategies

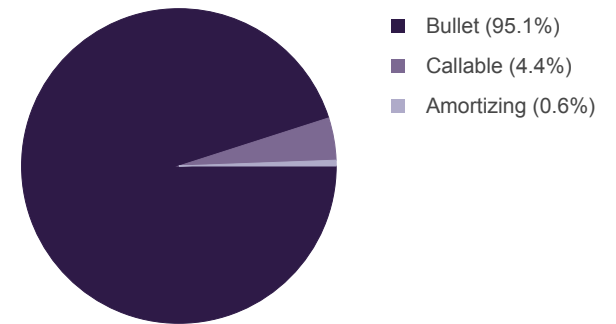
Sector Allocation



Coupon Type



Principal Type



Sector	Par Value	Book Value	Market Value	Gain (Loss)	AFS %	Book Yld (TE)	Average Life	Effective Duration	Effective Convexity	Price Vol. +300 Bps	Market Yld (TE)	3Mo CPR	
												Book Yld (TE)	Average Life
Agency Fixed	58,020,000	58,972,790	58,896,580	(76,210)	100%	(0.34)	0.91	0.92	0.01	(3.49)	0.01	(0.34)	0.91
MBS Fixed	23,834	25,075	25,014	(60)	100%	1.09	1.41	1.29	0.04	(3.77)	1.54	1.25	1.63
MBS Float	2,685,449	2,800,859	2,793,899	(6,961)	100%	0.90	3.88	0.84	1.13	(1.95)	0.97	1.06	6.77
Treasury	48,000,000	49,217,811	49,108,594	(109,217)	100%	(0.17)	0.75	0.74	0.01	(2.20)	0.15	(0.17)	0.75
Other	350,573,655	350,573,655	350,573,655	-	97%	0.95	0.29	0.29	0.00	(0.86)	0.95	0.95	0.29
Totals/Averages	459,302,938	461,590,190	461,397,742	(192,448)	98%	0.67	0.44	0.42	0.01	(1.34)	0.75	0.67	0.46

#	CUSIP Sector	FAS 115 Description	Settle Date	Original Face Current Face	Coupon Maturity	Call Date Call Price	Call Type Effect Mat	WAL Base Eff Dur	Book Price Book Yld (TE)	Mkt Price Mkt Yield	Book Value Mkt Value	Gain/Loss Gain/Loss %
1	3133ELNP5 Agency Fixed	AFS Federal Farm Credi	03/20/2020	20,000,000 20,000,000	1.45 02/24/2022	NA -	Non-Callable 02/24/2022	1.32 1.32	101.84 0.06	101.70 0.15	20,367,000 20,340,800	(26,200) (0.13%)
2	313378CR0 Agency Fixed	AFS Fed Home Loan Bk	03/16/2020	18,020,000 18,020,000	2.25 03/11/2022	NA -	Non-Callable 03/11/2022	1.36 1.36	103.05 0.01	102.85 0.16	18,569,790 18,533,660	(36,130) (0.19%)
3	31422BXB1 Agency Fixed	AFS Farmer Mac	04/01/2020	20,000,000 20,000,000	1.02 04/01/2022	12/01/2020 100.00	Bermudan 12/01/2020	0.09 0.09	100.18 (1.07)	100.11 (0.26)	20,036,000 20,022,120	(13,880) (0.07%)
Total: Agency Fixed				58,020,000	1.56			0.91	101.64	101.52	58,972,790	(76,210) (0.13%)
4	36292LB37 MBS Fixed	AFS GNJO 651758 5.0	07/18/2006	1,550,000 605	5.00 04/15/2021	NA -	Non-Callable 04/15/2021	0.20 0.19	100.99 (0.89)	100.80 (0.03)	611 610	(1) (0.19%)
5	36211QY54 MBS Fixed	AFS GNJO 520132 5.0	07/18/2006	1,646,693 2,315	5.00 04/15/2021	NA -	Non-Callable 04/15/2021	0.16 0.15	100.81 (1.18)	100.62 (0.12)	2,333 2,329	(4) (0.19%)
6	36201XQ50 MBS Fixed	AFS GNJO 606276 5.0	07/18/2006	3,530,852 1,979	5.00 05/15/2021	NA -	Non-Callable 05/15/2021	0.16 0.15	100.83 (1.31)	100.63 (0.15)	1,996 1,992	(4) (0.20%)
7	3128M1TL3 MBS Fixed	AFS FGCI G12455 5.5	01/31/2007	5,130,000 5,095	5.50 10/01/2021	NA -	Non-Callable 10/01/2021	0.23 0.22	101.29 (0.93)	101.09 (0.14)	5,161 5,150	(10) (0.20%)
8	36202BCP8 MBS Fixed	AFS G2SF 000978 8.5	09/21/1993	3,144,133 177	8.50 03/20/2023	NA -	Non-Callable 03/20/2023	0.51 0.49	103.67 0.44	103.39 0.92	184 183	- (0.27%)
9	3128FHCT7 MBS Fixed	AFS FGLMC D75482 6.5	07/25/2001	3,422,641 13,663	6.50 05/01/2026	NA -	Non-Callable 05/01/2026	2.25 2.05	108.25 2.57	107.96 2.69	14,790 14,750	(40) (0.27%)
Total: MBS Fixed				18,424,319	6.01			1.41	105.21	105.07	25,075	(60) (0.24%)
10	36202KWW1 MBS Float	AFS G2AR 008761 3.0	05/31/1995	2,400,000 216	3.00 03/20/2021	NA -	Non-Callable 03/20/2021	0.18 0.13	100.27 0.60	100.43 (0.29)	217 217	- 0.15%
11	36202K7D1 MBS Float	AFS G2AR 008992 2.8	06/22/1995	4,000,000 4,399	2.88 06/20/2022	NA -	Non-Callable 06/20/2022	0.74 0.67	102.09 (0.26)	100.38 2.03	4,491 4,415	(75) (1.68%)
12	36202J6M5 MBS Float	AFS G2AR 008076 3.1	08/24/1995	1,530,000 1,967	3.13 11/20/2022	NA -	Non-Callable 11/20/2022	0.96 0.88	101.02 1.29	100.89 1.42	1,987 1,984	(3) (0.13%)
13	36202KME2 MBS Float	AFS G2AR 008457 3.2	07/22/1998	2,461,551 4,541	2.25 07/20/2024	NA -	Non-Callable 07/20/2024	1.68 1.12	102.82 (0.10)	102.72 (0.05)	4,669 4,664	(4) (0.10%)
14	36202KPD1 MBS Float	AFS G2AR 008520 3.1	06/22/1995	2,022,030 5,205	3.13 10/20/2024	NA -	Non-Callable 10/20/2024	1.81 1.27	103.21 0.31	103.03 0.41	5,372 5,363	(9) (0.18%)
15	31348SLE2 MBS Float	AFS FH99AR 785725 2.2	11/23/1999	2,000,000 5,627	2.28 12/01/2026	NA -	Non-Callable 12/01/2026	2.46 1.21	102.46 1.15	100.37 2.02	5,766 5,648	(118) (2.04%)
16	31380LKE7 MBS Float	AFS FN99AR 443193 3.8	12/23/1998	3,500,000 13,353	3.84 11/01/2027	NA -	Non-Callable 11/01/2027	2.20 1.22	102.81 1.04	100.35 2.18	13,727 13,399	(328) (2.39%)
17	36225CKE5 MBS Float	AFS G2AR 080292 2.8	10/25/1999	4,000,000 12,408	2.88 06/20/2029	NA -	Non-Callable 06/20/2029	3.21 1.73	103.13 0.98	102.97 1.03	12,796 12,777	(19) (0.15%)
18	31383K6X0 MBS Float	AFS FN99AR 505886 2.5	08/25/1999	3,000,000 16,970	2.51 07/01/2029	NA -	Non-Callable 07/01/2029	2.58 0.92	103.45 0.90	100.36 2.12	17,556 17,032	(524) (2.99%)

#	CUSIP Sector	FAS 115 Description	Settle Date	Original Face Current Face	Coupon Maturity	Call Date Call Price	Call Type Effect Mat	WAL Base Eff Dur	Book Price Book Yld (TE)	Mkt Price Mkt Yield	Book Value Mkt Value	Gain/Loss Gain/Loss %
19	31295KN83 MBS Float	AFS FH99AR 786715 2.5	11/24/1999	1,856,783 23,615	2.50 07/01/2029	NA -	Non-Callable 07/01/2029	2.82 1.06	103.49 0.95	100.36 2.08	24,438 23,700	(738) (3.02%)
20	31295KPW8 MBS Float	AFS FH99AR 786737 2.4	10/25/1999	4,000,000 796	2.50 09/01/2029	NA -	Non-Callable 09/01/2029	3.51 1.27	104.50 1.01	100.38 2.21	832 799	(33) (3.94%)
21	31384VQU9 MBS Float	AFS FN99AR 535167 3.7	05/23/2001	5,721,120 27,024	3.78 01/01/2030	NA -	Non-Callable 01/01/2030	3.07 0.71	103.56 1.12	103.36 1.19	27,987 27,932	(55) (0.20%)
22	36225CNP7 MBS Float	AFS G2AR 080397 2.8	05/24/2000	4,000,000 10,415	2.88 04/20/2030	NA -	Non-Callable 04/20/2030	3.46 2.41	104.77 0.77	104.63 0.81	10,912 10,897	(15) (0.14%)
23	36225CSM9 MBS Float	AFS G2AR 080523 3.2	08/23/2001	1,434,669 20,226	2.25 07/20/2031	NA -	Non-Callable 07/20/2031	3.51 1.47	103.24 0.66	103.16 0.68	20,882 20,865	(17) (0.08%)
24	36225CSZ0 MBS Float	AFS G2AR 080535 3.2	08/23/2001	3,567,526 30,391	2.25 08/20/2031	NA -	Non-Callable 08/20/2031	3.51 1.50	104.54 0.30	104.46 0.32	31,771 31,747	(24) (0.07%)
25	36225CTZ9 MBS Float	AFS G2AR 080567 3.0	02/25/2002	5,007,640 64,636	3.00 01/20/2032	NA -	Non-Callable 01/20/2032	3.68 1.83	102.93 1.09	102.76 1.14	66,530 66,418	(112) (0.17%)
26	31391BC39 MBS Float	AFS FN99AR 661690 2.2	09/25/2002	5,000,000 96,925	2.28 09/01/2032	NA -	Non-Callable 09/01/2032	3.88 1.20	106.15 0.59	106.05 0.62	102,887 102,791	(96) (0.09%)
27	31402KUQ5 MBS Float	AFS FN99AR 731491 2.3	09/30/2003	4,000,000 24,971	2.39 10/01/2033	NA -	Non-Callable 10/01/2033	3.99 1.40	104.74 1.12	100.36 2.26	26,154 25,062	(1,092) (4.18%)
28	31404AE91 MBS Float	AFS FN99AR 762560 3.5	10/25/2004	3,980,910 30,407	2.14 11/01/2033	NA -	Non-Callable 11/01/2033	4.03 1.08	103.28 1.13	100.36 1.88	31,405 30,515	(890) (2.83%)
29	31404CMN7 MBS Float	AFS FN99AR 764565 2.4	11/23/2004	5,000,000 408,933	2.41 06/01/2034	NA -	Non-Callable 06/01/2034	3.85 0.58	104.50 0.37	104.49 0.37	427,326 427,284	(42) (0.01%)
30	31405DVG9 MBS Float	AFS FN99AR 786415 2.2	10/24/2007	5,369,079 70,334	2.29 07/01/2034	NA -	Non-Callable 07/01/2034	3.59 0.78	101.39 1.50	101.45 1.48	71,313 71,352	39 0.06%
31	31349TWL1 MBS Float	AFS FH99AR 782451 3.6	07/24/2006	6,450,000 28,263	3.66 10/01/2034	NA -	Non-Callable 10/01/2034	3.27 0.43	105.84 0.54	105.80 0.55	29,913 29,902	(11) (0.04%)
32	31407FU24 MBS Float	AFS FN99AR 829601 2.6	10/24/2007	4,927,478 90,501	2.63 08/01/2035	NA -	Non-Callable 08/01/2035	4.02 0.89	106.79 0.66	106.67 0.69	96,645 96,541	(104) (0.11%)
33	3128QJG26 MBS Float	AFS FH99AR 1G1117 2.3	11/21/2007	15,000,000 510,656	2.35 09/01/2035	NA -	Non-Callable 09/01/2035	3.33 0.72	104.86 0.56	104.93 0.54	535,481 535,846	365 0.07%
34	31408EQ39 MBS Float	AFS FN99AR 849274 3.4	08/23/2006	6,575,000 28,692	3.42 01/01/2036	NA -	Non-Callable 01/01/2036	4.73 1.29	102.31 1.17	102.24 1.19	29,356 29,335	(20) (0.07%)
35	3128QLRC7 MBS Float	AFS FH99AR 1H2583 3.8	04/24/2007	4,000,000 41,254	3.86 01/01/2036	NA -	Non-Callable 01/01/2036	3.66 0.48	106.53 0.55	106.31 0.61	43,948 43,857	(91) (0.21%)
36	31408G7J0 MBS Float	AFS FN99AR 851497 2.2	09/21/2006	3,050,000 43,638	2.29 02/01/2036	NA -	Non-Callable 02/01/2036	4.07 0.48	103.14 0.86	103.16 0.85	45,007 45,015	8 0.02%
37	31409UTA3 MBS Float	AFS FN99AR 879045 3.6	11/30/2006	10,395,108 238,031	3.62 03/01/2036	NA -	Non-Callable 03/01/2036	4.09 0.76	103.95 1.29	103.75 1.34	247,423 246,955	(468) (0.19%)
38	31349T6B2 MBS Float	AFS FH99AR 782666 3.8	08/23/2006	5,030,473 151,435	3.82 04/01/2036	NA -	Non-Callable 04/01/2036	4.31 1.10	100.31 2.45	100.13 2.49	151,896 151,631	(266) (0.17%)

#	CUSIP Sector	FAS 115 Description	Settle Date	Original Face Current Face	Coupon Maturity	Call Date Call Price	Call Type Effect Mat	WAL Base Eff Dur	Book Price Book Yld (TE)	Mkt Price Mkt Yield	Book Value Mkt Value	Gain/Loss Gain/Loss %
39	31410AEP7 MBS Float	AFS FN99AR 883142 2.8	09/21/2006	12,075,102 335,186	2.80 06/01/2036	NA -	Non-Callable 06/01/2036	4.13 0.66	105.33 0.92	105.37 0.91	353,066 353,193	127 0.04%
40	3128JRQQ2 MBS Float	AFS FH99AR 847663 3.0	12/29/2006	10,000,000 110,300	3.05 11/01/2036	NA -	Non-Callable 11/01/2036	5.47 1.36	104.09 1.50	104.10 1.50	114,810 114,819	9 0.01%
41	3128NGF34 MBS Float	AFS FH99AR 1H1386 3.7	06/21/2007	5,000,000 74,004	3.80 03/01/2037	NA -	Non-Callable 03/01/2037	4.21 0.79	104.65 1.27	104.45 1.31	77,444 77,294	(150) (0.19%)
42	3128QJ3C8 MBS Float	AFS FH99AR 1G1695 3.1	05/24/2007	10,000,000 99,536	3.13 04/01/2037	NA -	Non-Callable 04/01/2037	4.03 0.66	104.34 0.68	104.32 0.69	103,854 103,832	(22) (0.02%)
43	31413B3Q2 MBS Float	AFS FN99AR 941007 2.7	08/10/2007	10,000,000 60,598	2.71 07/01/2037	NA -	Non-Callable 07/01/2037	5.12 0.88	103.96 1.28	100.36 2.02	62,998 60,818	(2,180) (3.46%)
Total: MBS Float				176,354,469	2.81			3.88	104.30	104.07	2,800,859	(6,961)
				2,685,449	03/04/2035		03/04/2035	0.84	0.90	0.97	2,793,899	(0.25%)
44	QPD City Other	AFS City National Bank	10/31/2020	44,673,358 44,673,358	0.35 11/30/2020	NA -	Non-Callable 11/30/2020	0.08 0.08	100.00 0.35	100.00 0.35	44,673,358 44,673,358	- -
45	QPD CITIZ Other	AFS Citizens Bank of F	10/31/2020	2,490,374 2,490,374	0.25 11/30/2020	NA -	Non-Callable 11/30/2020	0.08 0.08	100.00 0.25	100.00 0.25	2,490,374 2,490,374	- -
46	QPD CENT Other	AFS Centennial Bank Mo	10/31/2020	2,963,061 2,963,061	0.35 11/30/2020	NA -	Non-Callable 11/30/2020	0.08 0.08	100.00 0.35	100.00 0.35	2,963,061 2,963,061	- -
47	QPD FL Other	AFS Synovus Bank Money	10/31/2020	42,840,935 42,840,935	0.40 11/30/2020	NA -	Non-Callable 11/30/2020	0.08 0.08	100.00 0.40	100.00 0.40	42,840,935 42,840,935	- -
48	SunTrust Other	AFS SunTrust Premier C	10/31/2020	565,397 565,397	0.01 11/30/2020	NA -	Non-Callable 11/30/2020	0.08 0.08	100.00 0.01	100.00 0.01	565,397 565,397	- -
49	FLE190920 Other	AFS FL PALM (SunRail)	10/31/2020	1,100,522 1,100,522	0.20 11/30/2020	NA -	Non-Callable 11/30/2020	0.08 0.08	100.00 0.20	100.00 0.20	1,100,522 1,100,522	- -
50	CDSynov1120 Other	AFS CD - Synovus Bank	05/31/2019	20,753,208 20,753,208	2.60 11/30/2020	NA -	Non-Callable 11/30/2020	0.08 0.08	100.00 2.60	100.00 2.60	20,753,208 20,753,208	- -
51	WELLSFARGO Other	AFS Wells Fargo Money	10/31/2020	1,890,457 1,890,457	0.05 11/30/2020	NA -	Non-Callable 11/30/2020	0.08 0.08	100.00 0.05	100.00 0.05	1,890,457 1,890,457	- -
52	SBAFLPRIME Other	AFS Florida Prime/SBA	10/31/2020	73,990,908 73,990,908	0.29 11/30/2020	NA -	Non-Callable 11/30/2020	0.08 0.08	100.00 0.29	100.00 0.29	73,990,908 73,990,908	- -
53	FLGITF Other	AFS Florida Trust Day	10/31/2020	5,210,112 5,210,112	0.16 11/30/2020	NA -	Non-Callable 11/30/2020	0.08 0.08	100.00 0.16	100.00 0.16	5,210,112 5,210,112	- -
54	FLCLASS Other	AFS FLCLASS Money Mark	10/31/2020	5,372,980 5,372,980	0.23 11/30/2020	NA -	Non-Callable 11/30/2020	0.08 0.08	100.00 0.23	100.00 0.23	5,372,980 5,372,980	- -
55	AQP Axiom Bank MM Other	AFS Axiom Bank Money M	10/31/2020	5,077,560 5,077,560	0.50 11/30/2020	NA -	Non-Callable 11/30/2020	0.08 0.08	100.00 0.50	100.00 0.50	5,077,560 5,077,560	- -
56	QPD MM Other	AFS Bank United Money	10/31/2020	5,516,288 5,516,288	0.35 11/30/2020	NA -	Non-Callable 11/30/2020	0.08 0.08	100.00 0.35	100.00 0.35	5,516,288 5,516,288	- -
57	QPD Ameris Bank Money Market Other	AFS Ameris Bank Money	10/31/2020	46,030,151 46,030,151	0.50 11/30/2020	NA -	Non-Callable 11/30/2020	0.08 0.08	100.00 0.50	100.00 0.50	46,030,151 46,030,151	- -

#	CUSIP Sector	FAS 115 Description	Settle Date	Original Face Current Face	Coupon Maturity	Call Date Call Price	Call Type Effect Mat	WAL Base Eff Dur	Book Price Book Yld (TE)	Mkt Price Mkt Yield	Book Value Mkt Value	Gain/Loss Gain/Loss %
58	CD - Ameris 18 mth Other	AFS CD - Ameris Bank -	06/03/2019	10,321,249 10,321,249	2.52 12/03/2020	NA -	Non-Callable 12/03/2020	0.09 0.09	100.00 2.52	100.00 2.52	10,321,249 10,321,249	- -
59	CDCityNat0520 Other	AFS CD - City National	01/29/2020	20,277,755 20,277,755	1.87 01/29/2021	NA -	Non-Callable 01/29/2021	0.25 0.25	100.00 1.87	100.00 1.87	20,277,755 20,277,755	- -
60	CD - Bank United Other	NA CD - Bank United -	06/09/2020	10,021,643 10,021,643	0.55 03/09/2021	NA -	Non-Callable 03/09/2021	0.36 0.36	100.00 0.55	100.00 0.55	10,021,643 10,021,643	- -
61	CD - Axiom Bank Other	AFS CD - Axiom Bank -	09/25/2019	20,471,990 20,471,990	2.17 09/25/2021	NA -	Non-Callable 09/25/2021	0.90 0.91	100.00 2.17	100.00 2.17	20,471,990 20,471,990	- -
62	CDCent0522 Other	AFS CD - Centennial Ba	05/31/2019	20,777,533 20,777,533	2.70 05/31/2022	NA -	Non-Callable 05/31/2022	1.58 1.57	100.00 2.70	100.00 2.70	20,777,533 20,777,533	- -
63	CD - Axiom Bank 36 Other	AFS CD - Axiom Bank -	10/23/2019	10,228,174 10,228,174	2.28 10/23/2022	NA -	Non-Callable 10/23/2022	1.98 1.94	100.00 2.28	100.00 2.28	10,228,174 10,228,174	- -
Total: Other				350,573,655	0.95			0.29	100.00	100.00	350,573,655	-
64	9128284G2 Treasury	AFS UNITED STATES TREA	12/20/2019	15,000,000 15,000,000	2.38 04/15/2021	NA -	Non-Callable 04/15/2021	0.46 0.46	101.20 (0.26)	101.02 0.15	15,180,468 15,152,343	(28,125) (0.19%)
65	9128284T4 Treasury	AFS UNITED STATES TREA	12/20/2019	10,000,000 10,000,000	2.63 06/15/2021	NA -	Non-Callable 06/15/2021	0.63 0.62	101.77 (0.21)	101.55 0.14	10,176,562 10,154,688	(21,874) (0.21%)
66	912828Y20 Treasury	AFS UNITED STATES TREA	12/23/2019	10,000,000 10,000,000	2.63 07/15/2021	NA -	Non-Callable 07/15/2021	0.71 0.71	101.97 (0.16)	101.75 0.15	10,196,875 10,175,000	(21,875) (0.21%)
67	912828D72 Treasury	AFS UNITED STATES TREA	12/23/2019	10,000,000 10,000,000	2.00 08/31/2021	NA -	Non-Callable 08/31/2021	0.83 0.84	101.70 (0.05)	101.53 0.16	10,170,312 10,153,125	(17,187) (0.17%)
68	912810EP9 Treasury	AFS UNITED STATES TREA	09/10/1993	3,000,000 3,000,000	7.13 02/15/2023	NA -	Non-Callable 02/15/2023	2.29 2.14	116.45 (0.05)	115.78 0.22	3,493,594 3,473,438	(20,156) (0.58%)
Total: Treasury				48,000,000	2.74			0.75	102.54	102.43	49,217,811	(109,217)
Total				651,372,443	1.23			0.44	100.50	100.46	461,590,190	(192,448)
				459,302,938	0.52			0.42	0.67	0.75	461,397,742	(0.04%)

This presentation is for informational purposes only and is being furnished on a confidential basis. By accepting this information, the recipient agrees that it will use the information only to evaluate its potential interest in the strategies described herein and for no other purpose and will not divulge any such information to any other party.

This presentation does not constitute a commitment to lend money, underwrite any proposed transaction, purchase securities or other assets, provide financing, arrange financing, or provide any other services. Truist Securities, Inc. and its representatives and affiliates make no representation and have given you no advice concerning the appropriate regulatory treatment, accounting treatment, or possible tax consequences of the proposed transactions described herein. Prior to entering into any proposed transaction, you should determine, without reliance upon Truist Securities, Inc. or its representatives or affiliates, the economic risks and merits, as well as the legal, tax, and accounting characteristics and consequences, of the transaction, and that you are able to assume these risks. These materials should not be relied upon for the maintenance of your books and records or for any tax, accounting, legal or other purposes.

All materials, including proposed terms and conditions, are indicative and for discussion purposes only. Finalized terms and conditions are subject to further discussion and negotiation and will be evidenced by a formal written agreement. Except as required by applicable law, we make no representation or warranty, express or implied, to you or to any person as to the content of the information contained herein. Opinions expressed herein are current opinions only as of the date indicated. Any historical price(s) or value(s) are also only as of the date indicated. We are under no obligation to update opinions or other information.

In connection with Treasury Regulation Section 1.6011-4, it is our mutual intent that the tax structure and tax treatment of the transactions contemplated by this presentation are not confidential and that notwithstanding anything herein to the contrary that each of us (and our employees, representatives and agents) may disclose to any and all persons, without limitation of any kind, the tax structure and tax treatment of the transactions contemplated herein.

Truist Securities, Inc. (“Truist Securities”) is not recommending an action to you as a municipal entity or obligated person. Truist Securities is not acting as an advisor to you and does not owe a fiduciary duty pursuant to Section 15B of the Exchange Act to you with respect to the information and material contained in this communication. Truist Securities is acting for its own interests. You should discuss any information and material contained in this communication with any and all internal or external advisors and experts that you deem appropriate before acting on this information or material. This information provided “as-is” and “where-is”, and Truist Securities makes no representation or warranty of any kind, express or implied, with respect to the selection, design, functionality, or operation of the information in this file, and makes no implied warranty of merchantability or fitness for a particular purpose, and specifically disclaims any implied warranty with respect thereto.

The information in this presentation is necessarily based upon information provided by you, and market, economic, and other conditions and assumptions.

Truist Securities assumes no obligation, and does not intend to, update the file to reflect any changes in such information, conditions or assumptions. The information in this presentation is illustrative and is not intended to predict actual results, which may differ substantially from those reflected in this presentation. This presentation is based on mathematical models that use inputs and assumptions to calculate results. You should understand the assumptions and evaluate whether they are appropriate for your purposes. As with all models, results may vary significantly depending upon the value of the model’s inputs and assumptions, which may or may not be stated. Any interest rates or transactional terms used herein are hypothetical and take into consideration conditions in today’s market and other factual information. This presentation is for informational purposes only and is being furnished on a confidential basis.

This presentation does not constitute a commitment to lend money, underwrite any proposed transaction, purchase securities or other assets, provide financing, arrange financing, or provide any other services. Truist Securities and its representatives and affiliates make no representation and have given you no advice concerning the appropriate regulatory treatment, accounting treatment, or possible tax consequences of the proposed transactions described herein. Prior to entering into any proposed transaction, you should determine, without reliance upon Truist Securities or its representatives or affiliates, the economic risks and merits, as well as the legal, tax, and accounting characteristics and consequences, of the transaction, and that you are able to assume these risks. These materials should not be relied upon for the maintenance of your books and records or for any tax, accounting, legal or other purposes.

Any historical price(s) or value(s) are also only as of the date indicated. We are under no obligation to update opinions or other information.

Nothing in this document constitutes a “Research Report” within the meaning of CFTC Regulation 23.605(a)(9). If this document references a Swap, this document constitutes a solicitation within the meaning of CFTC Regulation 23.605(a)(9)(v) to potentially enter into a derivatives transaction upon satisfaction of all applicable legal requirements.

Truist Securities is the trade name for the corporate and investment banking services of Truist Financial Corporation and its subsidiaries, including Truist Securities, Inc., member, FINRA and SIPC. Debt and equity underwriting, trading, research and sales, loan syndications, municipal securities trading and sales, and mergers and acquisitions advisory services are offered by Truist Securities, Inc. Cash management, loans and loan related products, foreign exchange, risk management products and services and agency services are offered by Truist Bank.