

Seminole County Board of
County Commissioners
Sanford, FL

Portfolio Performance Review
November 30, 2019



SUNTRUST
ROBINSON HUMPHREY

Grier Campbell
Director
Fixed Income Sales

404-926-5549
Grier.Campbell@suntrust.com

Mike Davis
Managing Director - Strategies
Fixed Income Strategies

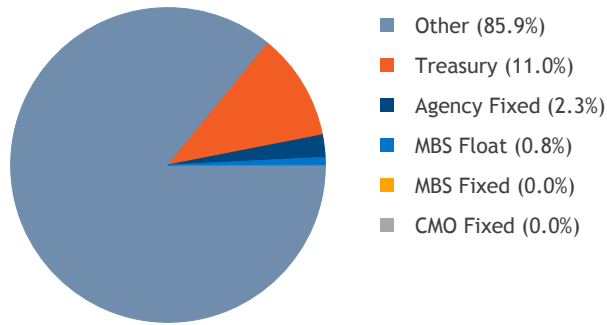
901-842-3824
Mike.Davis@suntrust.com

Strictly Private and Confidential

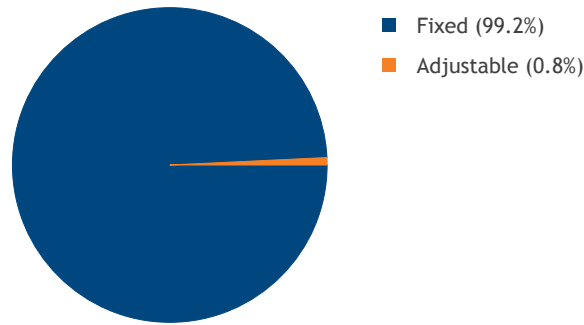
Section I Portfolio Overview..... 3
Section II Security Inventory Report..... 4
Disclaimer..... 9

Steven Jones
Vice President
Fixed Income Strategies

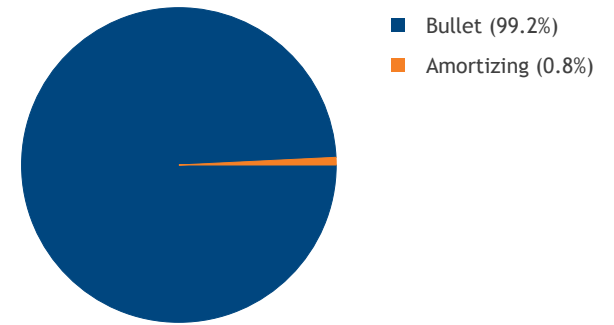
Sector Allocation



Coupon Type



Principal Type



Sector	Par Value	Book Value	Market Value	Gain (Loss)	AFS %	Book Yld (TE)	Average Life	Effective Duration	Effective Convexity	Price Vol. +300 Bps	Market Yld (TE)	3Mo CPR	
												Book Yld (TE)	Average Life
Agency Fixed	10,000,000	10,034,630	10,033,030	(1,600)	100%	1.62	0.40	0.40	0.00	(1.20)	1.66	1.62	0.40
MBS Fixed	97,069	100,309	100,114	(195)	100%	2.24	1.23	1.11	0.01	(3.28)	2.52	2.21	1.38
MBS Float	3,304,248	3,428,499	3,425,922	(2,577)	100%	2.58	4.06	0.79	0.17	(2.08)	2.60	2.39	6.25
CMO Fixed	676	687	682	(5)	100%	1.13	0.39	0.37	0.00	(1.11)	2.98	1.66	0.43
Treasury	48,000,000	48,502,030	48,519,689	17,659	100%	2.44	0.48	0.46	0.01	(1.34)	1.68	2.44	0.48
Other	374,779,951	374,779,951	374,779,951	-	100%	2.03	0.51	0.50	0.01	(1.46)	2.03	2.03	0.51
Totals/Averages	436,181,944	436,846,106	436,859,388	13,282	100%	2.07	0.53	0.50	0.01	(1.44)	1.99	2.07	0.55

#	CUSIP Sector	FAS 115 Description	Settle Date	Original Face Current Face	Coupon Maturity	Call Date Call Price	Call Type Effect Mat	WAL Base Eff Dur	Book Price Book Yld (TE)	Mkt Price Mkt Yield	Book Value Mkt Value	Gain/Loss Gain/Loss %
1	Agency Fixed	3137EAE7	AFS	10,000,000	2.50	NA	Non-Callable	0.40	100.35	100.33	10,034,630	(1,600)
		Freddie Mac	05/01/2019	10,000,000	04/23/2020	-	04/23/2020	0.40	1.62	1.66	10,033,030	(0.02%)
				10,000,000	2.50			0.40	100.35	100.33	10,034,630	(1,600)
Total: Agency Fixed				10,000,000	04/23/2020			0.40	1.62	1.66	10,033,030	(0.02%)
2	CMO Fixed	31358GY43	AFS	1,300,000	6.75	NA	Non-Callable	0.39	101.73	101.01	687	(5)
		FN 9156 M PAC1 Fix	10/19/1993	676	06/25/2021	-	06/25/2021	0.37	1.13	2.98	682	(0.71%)
				1,300,000	6.75			0.39	101.73	101.01	687	(5)
Total: CMO Fixed				676	06/25/2021			0.37	1.13	2.98	682	(0.71%)
3	MBS Fixed	36292LB37	AFS	1,550,000	5.00	NA	Non-Callable	0.44	102.14	101.72	7,244	(30)
		GNJO 651758 5.0	07/18/2006	7,092	04/15/2021	-	04/15/2021	0.42	(0.33)	0.61	7,214	(0.41%)
4	MBS Fixed	36211QY54	AFS	1,646,693	5.00	NA	Non-Callable	0.51	101.70	101.63	13,953	(10)
		GNJO 520132 5.0	07/18/2006	13,719	04/15/2021	-	04/15/2021	0.49	1.25	1.40	13,942	(0.07%)
5	MBS Fixed	36201XQ50	AFS	3,530,852	5.00	NA	Non-Callable	0.49	101.66	101.59	14,377	(10)
		GNJO 606276 5.0	07/18/2006	14,143	05/15/2021	-	05/15/2021	0.47	1.22	1.37	14,367	(0.07%)
6	MBS Fixed	3128M1TL3	AFS	5,130,000	5.50	NA	Non-Callable	0.55	101.71	101.46	28,505	(71)
		FGCI G12455 5.5	01/31/2007	28,025	10/01/2021	-	10/01/2021	0.53	1.98	2.44	28,434	(0.25%)
7	MBS Fixed	36202BCP8	AFS	3,144,133	8.50	NA	Non-Callable	0.96	103.61	100.30	342	(11)
		G2SF 000978 8.5	09/21/1993	330	03/20/2023	-	03/20/2023	0.89	4.17	7.79	331	(3.19%)
8	MBS Fixed	3128FHCT7	AFS	3,422,641	6.50	NA	Non-Callable	2.51	106.30	106.12	35,889	(63)
		FGLMC D75482 6.5	07/25/2001	33,761	05/01/2026	-	05/01/2026	2.22	3.74	3.82	35,825	(0.18%)
Total: MBS Fixed				18,424,319	5.69			1.23	103.34	103.18	100,309	(195)
				97,069	03/29/2023			1.11	2.24	2.52	100,114	(0.19%)
9	MBS Float	36202KWW1	AFS	2,400,000	4.00	NA	Non-Callable	0.59	100.11	100.01	1,378	(1)
		G2AR 008761 4.0	05/31/1995	1,377	03/20/2021	-	03/20/2021	0.47	3.29	3.46	1,377	(0.09%)
10	MBS Float	36202K7D1	AFS	4,000,000	3.88	NA	Non-Callable	1.18	101.76	101.67	8,288	(7)
		G2AR 008992 3.8	06/22/1995	8,144	06/20/2022	-	06/20/2022	0.82	1.90	1.97	8,281	(0.08%)
11	MBS Float	36202J6M5	AFS	1,530,000	4.13	NA	Non-Callable	1.39	100.07	100.29	3,259	7
		G2AR 008076 4.1	08/24/1995	3,257	11/20/2022	-	11/20/2022	0.72	3.20	3.03	3,266	0.22%
12	MBS Float	36202KME2	AFS	2,461,551	3.25	NA	Non-Callable	2.11	102.28	102.32	6,569	3
		G2AR 008457 3.2	07/22/1998	6,422	07/20/2024	-	07/20/2024	0.17	1.95	1.93	6,571	0.04%
13	MBS Float	36202KPD1	AFS	2,022,030	4.13	NA	Non-Callable	2.20	102.60	102.43	6,992	(12)
		G2AR 008520 4.1	06/22/1995	6,815	10/20/2024	-	10/20/2024	0.84	1.98	2.06	6,981	(0.17%)
14	MBS Float	31348SLE2	AFS	2,000,000	4.15	NA	Non-Callable	2.88	102.25	102.47	6,528	15
		FH99AR 785725 4.1	11/23/1999	6,384	12/01/2026	-	12/01/2026	0.99	2.90	2.82	6,542	0.22%
15	MBS Float	31380LKE7	AFS	3,500,000	4.84	NA	Non-Callable	2.53	102.58	102.41	15,814	(25)
		FN99AR 443193 4.8	12/23/1998	15,417	11/01/2027	-	11/01/2027	1.11	2.72	2.79	15,789	(0.16%)
16	MBS Float	36225CKE5	AFS	4,000,000	3.88	NA	Non-Callable	3.77	101.23	101.20	15,246	(4)
		G2AR 080292 3.8	10/25/1999	15,061	06/20/2029	-	06/20/2029	1.23	2.91	2.91	15,242	(0.03%)

#	CUSIP Sector	FAS 115 Description	Settle Date	Original Face Current Face	Coupon Maturity	Call Date Call Price	Call Type Effect Mat	WAL Base Eff Dur	Book Price Book Yld (TE)	Mkt Price Mkt Yield	Book Value Mkt Value	Gain/Loss Gain/Loss %
17	MBS Float	31383K6X0 AFS FN99AR 505886 4.5	08/25/1999	3,000,000 18,387	4.51 07/01/2029	NA -	Non-Callable 07/01/2029	3.44 0.71	103.70 2.67	103.66 2.69	19,067 19,060	(8) (0.04%)
18	MBS Float	31295KN83 AFS FH99AR 786715 4.5	11/24/1999	1,856,783 25,588	4.50 07/01/2029	NA -	Non-Callable 07/01/2029	3.49 0.78	103.59 2.65	103.56 2.66	26,506 26,498	(7) (0.03%)
19	MBS Float	31383NZU8 AFS FN99AR 508455 4.5	07/30/1999	3,560,767 46,417	4.51 08/01/2029	NA -	Non-Callable 08/01/2029	3.42 0.72	103.70 2.67	103.66 2.68	48,134 48,115	(19) (0.04%)
20	MBS Float	31295KPW8 AFS FH99AR 786737 4.2	10/25/1999	4,000,000 891	4.25 09/01/2029	NA -	Non-Callable 09/01/2029	3.94 0.97	104.35 2.64	104.39 2.63	930 931	- 0.03%
21	MBS Float	31384VQU9 AFS FN99AR 535167 4.9	05/23/2001	5,721,120 29,169	4.90 01/01/2030	NA -	Non-Callable 01/01/2030	3.61 1.21	103.21 2.79	102.99 2.86	30,104 30,042	(62) (0.20%)
22	MBS Float	36225CNP7 AFS G2AR 080397 3.8	05/24/2000	4,000,000 13,115	3.88 04/20/2030	NA -	Non-Callable 04/20/2030	4.10 1.43	102.68 2.54	102.88 2.49	13,467 13,493	26 0.19%
23	MBS Float	36225CSM9 AFS G2AR 080523 3.2	08/23/2001	1,434,669 28,118	3.25 07/20/2031	NA -	Non-Callable 07/20/2031	4.33 0.37	101.97 2.61	101.72 2.67	28,671 28,601	(70) (0.24%)
24	MBS Float	36225CSZ0 AFS G2AR 080535 3.2	08/23/2001	3,567,526 46,343	3.25 08/20/2031	NA -	Non-Callable 08/20/2031	4.24 0.41	103.63 2.18	103.72 2.15	48,024 48,066	42 0.09%
25	MBS Float	36225CTZ9 AFS G2AR 080567 4.0	02/25/2002	5,007,640 80,780	4.00 01/20/2032	NA -	Non-Callable 01/20/2032	4.37 1.19	102.02 2.71	101.94 2.73	82,413 82,345	(68) (0.08%)
26	MBS Float	31391BC39 AFS FN99AR 661690 4.1	09/25/2002	5,000,000 110,743	4.11 09/01/2032	NA -	Non-Callable 09/01/2032	4.48 1.08	106.10 2.28	106.14 2.27	117,501 117,543	42 0.04%
27	MBS Float	31402KUQ5 AFS FN99AR 731491 4.2	09/30/2003	4,000,000 26,233	4.26 10/01/2033	NA -	Non-Callable 10/01/2033	4.45 1.06	104.72 2.74	104.76 2.73	27,470 27,483	12 0.05%
28	MBS Float	31404AE91 AFS FN99AR 762560 4.2	10/25/2004	3,980,910 31,998	3.52 11/01/2033	NA -	Non-Callable 11/01/2033	4.00 1.03	101.85 3.02	101.60 3.09	32,590 32,510	(79) (0.24%)
29	MBS Float	31404CMN7 AFS FN99AR 764565 3.9	11/23/2004	5,000,000 432,269	3.39 06/01/2034	NA -	Non-Callable 06/01/2034	4.20 0.80	104.37 2.06	104.13 2.12	451,177 450,121	(1,056) (0.23%)
30	MBS Float	31405DVG9 AFS FN99AR 786415 4.1	10/24/2007	5,369,079 144,844	4.14 07/01/2034	NA -	Non-Callable 07/01/2034	3.78 0.74	101.67 3.03	101.63 3.05	147,269 147,200	(69) (0.05%)
31	MBS Float	31349TWL1 AFS FH99AR 782451 4.0	07/24/2006	6,450,000 40,777	4.05 10/01/2034	NA -	Non-Callable 10/01/2034	3.67 1.25	105.30 2.24	105.34 2.23	42,936 42,954	18 0.04%
32	MBS Float	31407FU24 AFS FN99AR 829601 4.6	10/24/2007	4,927,478 94,369	4.63 08/01/2035	NA -	Non-Callable 08/01/2035	4.36 0.87	106.87 2.22	106.84 2.23	100,848 100,826	(22) (0.02%)
33	MBS Float	3128QJG26 AFS FH99AR 1G1117 3.9	11/21/2007	15,000,000 546,748	3.98 09/01/2035	NA -	Non-Callable 09/01/2035	3.94 1.00	103.99 2.52	104.01 2.52	568,561 568,668	107 0.02%
34	MBS Float	3128QLRC7 AFS FH99AR 1H2583 4.8	04/24/2007	4,000,000 51,146	4.85 01/01/2036	NA -	Non-Callable 01/01/2036	3.69 0.59	105.78 2.12	105.73 2.13	54,104 54,077	(27) (0.05%)
35	MBS Float	31408EQ39 AFS FN99AR 849274 4.3	08/23/2006	6,575,000 30,028	3.82 01/01/2036	NA -	Non-Callable 01/01/2036	4.62 0.86	101.36 3.00	101.49 2.96	30,436 30,476	40 0.13%

#	CUSIP Sector	FAS 115 Description	Settle Date	Original Face Current Face	Coupon Maturity	Call Date Call Price	Call Type Effect Mat	WAL Base Eff Dur	Book Price Book Yld (TE)	Mkt Price Mkt Yield	Book Value Mkt Value	Gain/Loss Gain/Loss %
36	MBS Float	31408G7J0 AFS FN99AR 851497 3.8	09/21/2006	3,050,000 70,752	3.82 02/01/2036	NA -	Non-Callable 02/01/2036	4.29 0.49	102.58 2.62	102.53 2.63	72,578 72,544	(33) (0.05%)
37	MBS Float	31409UTA3 AFS FN99AR 879045 4.8	11/30/2006	10,395,108 250,883	4.87 03/01/2036	NA -	Non-Callable 03/01/2036	4.59 0.54	103.37 2.93	103.23 2.97	259,346 258,982	(364) (0.14%)
38	MBS Float	31349T6B2 AFS FH99AR 782666 4.9	08/23/2006	5,030,473 200,258	4.94 04/01/2036	NA -	Non-Callable 04/01/2036	3.56 0.59	99.54 4.07	99.46 4.10	199,340 199,178	(162) (0.08%)
39	MBS Float	31410AEP7 AFS FN99AR 883142 4.7	09/21/2006	12,075,102 349,519	4.74 06/01/2036	NA -	Non-Callable 06/01/2036	4.31 0.66	105.21 2.55	105.06 2.59	367,714 367,203	(511) (0.14%)
40	MBS Float	3128JRQQ2 AFS FH99AR 847663 4.4	12/29/2006	10,000,000 116,312	4.44 11/01/2036	NA -	Non-Callable 11/01/2036	5.79 0.96	103.49 3.07	103.66 3.04	120,377 120,563	186 0.15%
41	MBS Float	3128NGF34 AFS FH99AR 1H1386 4.9	06/21/2007	5,000,000 84,475	4.91 03/01/2037	NA -	Non-Callable 03/01/2037	4.10 0.64	104.27 2.69	104.17 2.72	88,084 87,993	(91) (0.10%)
42	MBS Float	3128QJ3C8 AFS FH99AR 1G1695 4.2	05/24/2007	10,000,000 104,101	4.25 04/01/2037	NA -	Non-Callable 04/01/2037	3.67 0.75	103.62 2.23	103.51 2.26	107,867 107,751	(115) (0.11%)
43	MBS Float	31411VQ44 AFS FN99AR 915875 4.6	06/22/2007	5,000,000 135,121	4.64 05/01/2037	NA -	Non-Callable 05/01/2037	2.45 0.36	105.27 1.50	105.15 1.54	142,242 142,082	(160) (0.11%)
44	MBS Float	31413B3Q2 AFS FN99AR 941007 4.4	08/10/2007	10,000,000 131,986	4.43 07/01/2037	NA -	Non-Callable 07/01/2037	4.25 0.80	103.55 2.76	103.47 2.78	136,668 136,567	(102) (0.07%)
Total: MBS Float				184,915,236 3,304,248	4.25 02/24/2035	NA 02/24/2035	Non-Callable	4.06 0.79	103.76 2.58	103.71 2.60	3,428,499 3,425,922	(2,577) (0.08%)
45	Other	FLE190920 AFS FL PALM - 12/17/20	03/28/2019	10,426,963 10,426,963	2.57 12/17/2019	NA -	Non-Callable 12/17/2019	0.05 0.05	100.00 2.57	100.00 2.57	10,426,963 10,426,963	- -
46	Other	WELLSFARGO AFS WELLS FARGO SELECT	11/30/2019	1,880,745 1,880,745	1.57 12/31/2019	NA -	Non-Callable 12/31/2019	0.08 0.09	100.00 1.57	100.00 1.57	1,880,745 1,880,745	- -
47	Other	AQP Axiom Bank MM QPD Axiom Bank Mon	11/30/2019	5,020,175 5,020,175	2.23 12/31/2019	NA -	Non-Callable 12/31/2019	0.08 0.09	100.00 2.23	100.00 2.23	5,020,175 5,020,175	- -
48	Other	FLGITF AFS Florida Trust - Da	11/30/2019	5,170,594 5,170,594	1.72 12/31/2019	NA -	Non-Callable 12/31/2019	0.08 0.09	100.00 1.72	100.00 1.72	5,170,594 5,170,594	- -
49	Other	SunTrust AFS SunTrust Premier C	11/30/2019	382 382	0.04 12/31/2019	NA -	Non-Callable 12/31/2019	0.08 0.09	100.00 0.04	100.00 0.04	382 382	- -
50	Other	FLCLASS AFS FLCLASS MM FUND	11/30/2019	5,327,259 5,327,259	1.95 12/31/2019	NA -	Non-Callable 12/31/2019	0.08 0.09	100.00 1.95	100.00 1.95	5,327,259 5,327,259	- -
51	Other	QPD Ameris Bank Money Market QPD Ameris Bank Mo	11/30/2019	30,695,689 30,695,689	1.88 12/31/2019	NA -	Non-Callable 12/31/2019	0.08 0.09	100.00 1.88	100.00 1.88	30,695,689 30,695,689	- -
52	Other	QPD City AFS QPD CITY NATIONAL	11/30/2019	44,343,571 44,343,571	1.87 12/31/2019	NA -	Non-Callable 12/31/2019	0.08 0.09	100.00 1.87	100.00 1.87	44,343,571 44,343,571	- -
53	Other	QPD CENT AFS QPD CENTENNIAL BAN	11/30/2019	41,738,260 41,738,260	1.85 12/31/2019	NA -	Non-Callable 12/31/2019	0.08 0.09	100.00 1.85	100.00 1.85	41,738,260 41,738,260	- -

#	CUSIP Sector	FAS 115 Description	Settle Date	Original Face Current Face	Coupon Maturity	Call Date Call Price	Call Type Effect Mat	WAL Base Eff Dur	Book Price Book Yld (TE)	Mkt Price Mkt Yield	Book Value Mkt Value	Gain/Loss Gain/Loss %
54	QPD FL Other	AFS QPD Synovus Money	11/30/2019	42,490,268 42,490,268	1.85 12/31/2019	NA -	Non-Callable 12/31/2019	0.08 0.09	100.00 1.85	100.00 1.85	42,490,268 42,490,268	- -
55	QPD CITIZ Other	AFS QPD CITIZENS BANK	11/30/2019	10,434,270 10,434,270	1.76 12/31/2019	NA -	Non-Callable 12/31/2019	0.08 0.09	100.00 1.76	100.00 1.76	10,434,270 10,434,270	- -
56	SBAFLPRIME Other	AFS SBA/Florida Prime	11/30/2019	45,661,456 45,661,456	1.88 12/31/2019	NA -	Non-Callable 12/31/2019	0.08 0.09	100.00 1.88	100.00 1.88	45,661,456 45,661,456	- -
57	QPD MM Other	AFS QPD BANK UNITED MO	11/30/2019	5,474,802 5,474,802	1.74 12/31/2019	NA -	Non-Callable 12/31/2019	0.08 0.09	100.00 1.74	100.00 1.74	5,474,802 5,474,802	- -
58	FLE190920 Other	AFS FL PALM - 04/15/20	08/14/2019	6,034,487 6,034,487	1.93 04/15/2020	NA -	Non-Callable 04/15/2020	0.38 0.38	100.00 1.93	100.00 1.93	6,034,487 6,034,487	- -
59	FLE190920 Other	AFS FL PALM - 04/15/20	08/14/2019	9,051,731 9,051,731	1.93 04/15/2020	NA -	Non-Callable 04/15/2020	0.38 0.38	100.00 1.93	100.00 1.93	9,051,731 9,051,731	- -
60	CDCityNat0520 Other	AFS CD - City National	05/31/2019	10,130,137 10,130,137	2.50 05/31/2020	NA -	Non-Callable 05/31/2020	0.50 0.50	100.00 2.50	100.00 2.50	10,130,137 10,130,137	- -
61	FLE190920 Other	AFS FL PALM - 7/17/202	10/17/2019	15,246,783 15,246,783	1.80 07/17/2020	NA -	Non-Callable 07/17/2020	0.63 0.64	100.00 1.80	100.00 1.80	15,246,783 15,246,783	- -
62	FLE190920 Other	AFS FL PALM - 8/7/2020	10/07/2019	5,027,920 5,027,920	1.91 08/07/2020	NA -	Non-Callable 08/07/2020	0.69 0.69	100.00 1.91	100.00 1.91	5,027,920 5,027,920	- -
63	CDSynov1120 Other	AFS CD - Synovus Bank	05/31/2019	20,262,410 20,262,410	2.60 11/30/2020	NA -	Non-Callable 11/30/2020	1.00 1.00	100.00 2.60	100.00 2.60	20,262,410 20,262,410	- -
64	CD - Ameris 18 mth Other	AFS CD - Ameris Bank -	06/03/2019	10,083,887 10,083,887	2.52 12/03/2020	NA -	Non-Callable 12/03/2020	1.01 1.01	100.00 2.52	100.00 2.52	10,083,887 10,083,887	- -
65	CD - Axiom Bank Other	AFS CD - Axiom Bank -	09/25/2019	20,005,891 20,005,891	2.15 09/25/2021	NA -	Non-Callable 09/25/2021	1.82 1.80	100.00 2.16	100.00 2.16	20,005,891 20,005,891	- -
66	CDCent0522 Other	AFS CD - Centennial Ba	05/31/2019	20,272,271 20,272,271	2.70 05/31/2022	NA -	Non-Callable 05/31/2022	2.50 2.39	100.00 2.70	100.00 2.70	20,272,271 20,272,271	- -
67	CD - Axiom Bank 36 Other	AFS CD - Axiom Bank -	10/23/2019	10,000,000 10,000,000	2.25 10/23/2022	NA -	Non-Callable 10/23/2022	2.90 2.78	100.00 2.25	100.00 2.25	10,000,000 10,000,000	- -
Total: Other				374,779,951	2.03			0.51	100.00	100.00	374,779,951	-
68	912828U73 Treasury	AFS UNITED STATES TREA	09/05/2018	10,000,000 10,000,000	1.38 12/15/2019	NA -	Non-Callable 12/15/2019	0.04 0.04	99.89 4.02	99.98 1.75	9,989,062 9,998,438	9,376 0.09%
69	912828H52 Treasury	AFS UNITED STATES TREA	10/31/2018	10,000,000 10,000,000	1.25 01/31/2020	NA -	Non-Callable 01/31/2020	0.17 0.17	99.78 2.54	99.92 1.71	9,978,125 9,992,188	14,063 0.14%
70	912828J84 Treasury	AFS UNITED STATES TREA	09/27/2018	10,000,000 10,000,000	1.38 03/31/2020	NA -	Non-Callable 03/31/2020	0.33 0.34	99.77 2.08	99.91 1.66	9,976,562 9,990,625	14,063 0.14%
71	9128284J6 Treasury	AFS UNITED STATES TREA	12/19/2018	10,000,000 10,000,000	2.38 04/30/2020	NA -	Non-Callable 04/30/2020	0.42 0.42	100.28 1.69	100.30 1.66	10,028,125 10,029,688	1,563 0.02%

CUSIP #	FAS 115 Sector	Description	Settle Date	Original Face Current Face	Coupon Maturity	Call Date Call Price	Call Type Effect Mat	WAL Base Eff Dur	Book Price Book Yld (TE)	Mkt Price Mkt Yield	Book Value Mkt Value	Gain/Loss Gain/Loss %
912828X96	Treasury	AFS UNITED STATES TREA	12/19/2018	5,000,000	1.50	NA	Non-Callable	0.46	99.77	99.94	4,988,281	8,594
72	Treasury	AFS UNITED STATES TREA	12/19/2018	5,000,000	05/15/2020	-	05/15/2020	0.46	2.01	1.64	4,996,875	0.17%
912810EP9	Treasury	AFS UNITED STATES TREA	09/10/1993	3,000,000	7.13	NA	Non-Callable	3.21	118.06	117.06	3,541,875	(30,000)
73	Treasury	AFS UNITED STATES TREA	09/10/1993	3,000,000	02/15/2023	-	02/15/2023	2.88	1.35	1.64	3,511,875	(0.85%)
Total: Treasury				48,000,000	1.99			0.48	101.05	101.25	48,502,030	17,659
				48,000,000	05/22/2020		05/22/2020	0.46	2.44	1.68	48,519,689	0.04%
				637,419,506	2.05			0.53	100.15	100.16	436,846,106	13,282
Total				436,181,944	07/13/2020		07/13/2020	0.50	2.07	1.99	436,859,388	0.00%

This presentation is for informational purposes only and is being furnished on a confidential basis. By accepting this information, the recipient agrees that it will use the information only to evaluate its potential interest in the strategies described herein and for no other purpose and will not divulge any such information to any other party.

This presentation does not constitute a commitment to lend money, underwrite any proposed transaction, purchase securities or other assets, provide financing, arrange financing, or provide any other services. SunTrust Robinson Humphrey, Inc. and its representatives and affiliates make no representation and have given you no advice concerning the appropriate regulatory treatment, accounting treatment, or possible tax consequences of the proposed transactions described herein. Prior to entering into any proposed transaction, you should determine, without reliance upon SunTrust Robinson Humphrey, Inc. or its representatives or affiliates, the economic risks and merits, as well as the legal, tax, and accounting characteristics and consequences, of the transaction, and that you are able to assume these risks. These materials should not be relied upon for the maintenance of your books and records or for any tax, accounting, legal or other purposes.

All materials, including proposed terms and conditions, are indicative and for discussion purposes only. Finalized terms and conditions are subject to further discussion and negotiation and will be evidenced by a formal written agreement. Except as required by applicable law, we make no representation or warranty, express or implied, to you or to any person as to the content of the information contained herein. Opinions expressed herein are current opinions only as of the date indicated. Any historical price(s) or value(s) are also only as of the date indicated. We are under no obligation to update opinions or other information.

In connection with Treasury Regulation Section 1.6011-4, it is our mutual intent that the tax structure and tax treatment of the transactions contemplated by this presentation are not confidential and that notwithstanding anything herein to the contrary that each of us (and our employees, representatives and agents) may disclose to any and all persons, without limitation of any kind, the tax structure and tax treatment of the transactions contemplated herein.

SunTrust Robinson Humphrey, Inc. (“STRH”) is not recommending an action to you as a municipal entity or obligated person. STRH is not acting as an advisor to you and does not owe a fiduciary duty pursuant to Section 15B of the Exchange Act to you with respect to the information and material contained in this communication. STRH is acting for its own interests. You should discuss any information and material contained in this communication with any and all internal or external advisors and experts that you deem appropriate before acting on this information or material. This information provided “as-is” and “where-is”, and STRH makes no representation or warranty of any kind, express or implied, with respect to the selection, design, functionality, or operation of the information in this file, and makes no implied warranty of merchantability or fitness for a particular purpose, and specifically disclaims any implied warranty with respect thereto.

The information in this presentation is necessarily based upon information provided by you, and market, economic, and other conditions and assumptions. STRH assumes no obligation, and does not intend to, update the file to reflect any changes in such information, conditions or assumptions.

The information in this presentation is illustrative and is not intended to predict actual results, which may differ substantially from those reflected in this presentation. This presentation is based on mathematical models that use inputs and assumptions to calculate results. You should understand the assumptions and evaluate whether they are appropriate for your purposes. As with all models, results may vary significantly depending upon the value of the model’s inputs and assumptions, which may or may not be stated. Any interest rates or transactional terms used herein are hypothetical and take into consideration conditions in today’s market and other factual information. This presentation is for informational purposes only and is being furnished on a confidential basis.

This presentation does not constitute a commitment to lend money, underwrite any proposed transaction, purchase securities or other assets, provide financing, arrange financing, or provide any other services. SunTrust and its representatives and affiliates make no representation and have given you no advice concerning the appropriate regulatory treatment, accounting treatment, or possible tax consequences of the proposed transactions described herein. Prior to entering into any proposed transaction, you should determine, without reliance upon SunTrust or its representatives or affiliates, the economic risks and merits, as well as the legal, tax, and accounting characteristics and consequences, of the transaction, and that you are able to assume these risks. These materials should not be relied upon for the maintenance of your books and records or for any tax, accounting, legal or other purposes.

Any historical price(s) or value(s) are also only as of the date indicated. We are under no obligation to update opinions or other information.

Nothing in this document constitutes a “Research Report” within the meaning of CFTC Regulation 23.605(a)(9). If this document references a Swap, this document constitutes a solicitation within the meaning of CFTC Regulation 23.605(a)(9)(v) to potentially enter into a derivatives transaction upon satisfaction of all applicable legal requirements.

SunTrust Robinson Humphrey is the trade name for the corporate and investment banking services of SunTrust Banks, Inc. and its subsidiaries, including SunTrust Robinson Humphrey, Inc., member, FINRA and SIPC. Debt and equity underwriting, trading, research and sales, loan syndications, municipal securities trading and sales, and mergers and acquisitions advisory services are offered by SunTrust Robinson Humphrey, Inc. Cash management, loans and loan related products, foreign exchange, risk management products and services and agency services are offered by SunTrust Bank.