

Seminole County Board of  
County Commissioners  
Sanford, FL

Portfolio Performance Review  
May 31, 2020



**SUNTRUST**  
**ROBINSON HUMPHREY**

Grier Campbell  
Director  
Fixed Income Sales

*404-926-5549*  
*Grier.Campbell@suntrust.com*

Mike Davis  
Managing Director - Strategies  
Fixed Income Strategies

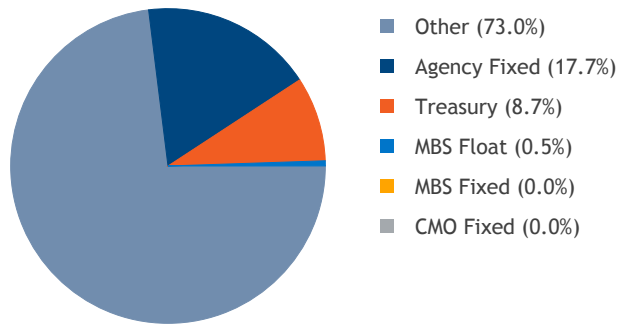
*901-842-3824*  
*Mike.Davis@suntrust.com*

Strictly Private and Confidential

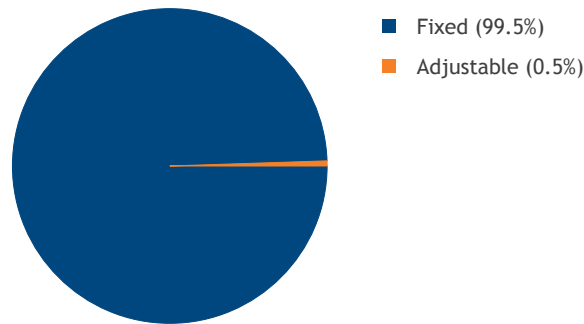
Section I Portfolio Overview..... 3  
Section II Security Inventory Report..... 4  
Disclaimer..... 9

Steven Jones  
Vice President  
Fixed Income Strategies

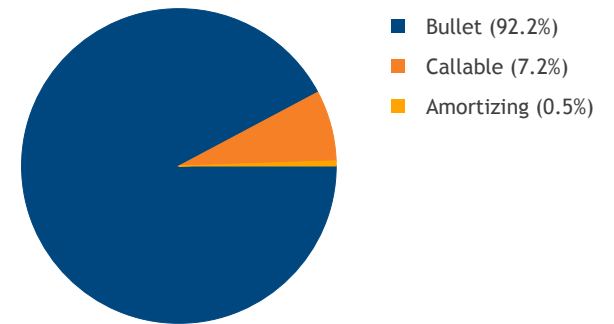
Sector Allocation



Coupon Type



Principal Type



Sector	Par Value	Book Value	Market Value	Gain (Loss)	AFS %	Book Yld (TE)	Average Life	Effective Duration	Effective Convexity	Price Vol. +300 Bps	Market Yld (TE)	3Mo CPR	
												Book Yld (TE)	Average Life
Agency Fixed	97,991,400	98,798,788	99,071,996	273,208	100%	0.56	0.73	0.92	(0.36)	(3.51)	0.25	0.56	0.73
MBS Fixed	42,264	43,669	44,127	459	100%	1.18	1.10	1.02	0.04	(2.96)	(0.25)	(4.83)	0.34
MBS Float	2,880,901	2,990,420	3,014,344	23,924	100%	1.35	4.15	1.25	0.99	(2.28)	1.14	1.72	7.08
CMO Fixed	205	209	206	(2)	100%	(7.15)	0.15	0.15	0.00	(0.43)	(0.72)	(6.33)	0.16
Treasury	48,000,000	48,934,649	49,586,250	651,601	100%	1.46	1.17	1.15	0.02	(3.41)	0.22	1.46	1.17
Other	403,296,177	403,296,177	403,296,177	-	100%	1.15	0.37	0.36	0.01	(1.07)	1.15	1.15	0.37
<b>Totals/Averages</b>	<b>552,210,947</b>	<b>554,063,911</b>	<b>555,013,101</b>	<b>949,190</b>	<b>100%</b>	<b>1.08</b>	<b>0.53</b>	<b>0.54</b>	<b>(0.05)</b>	<b>(1.72)</b>	<b>0.91</b>	<b>1.08</b>	<b>0.54</b>

#	CUSIP Sector	FAS 115 Description	Settle Date	Original Face Current Face	Coupon Maturity	Call Date Call Price	Call Type Effect Mat	WAL Base Eff Dur	Book Price Book Yld (TE)	Mkt Price Mkt Yield	Book Value Mkt Value	Gain/Loss Gain/Loss %
1	Agency Fixed	AFS Farmer Mac	03/18/2020	19,971,400	-	NA	Non-Callable	0.07	100.00	99.99	19,971,400	(1,338)
				19,971,400	06/25/2020	-	06/25/2020	0.07	-	0.10	19,970,062	(0.01%)
2	Agency Fixed	AFS Federal Farm Credi	03/26/2020	20,000,000	0.55	06/26/2020	American	0.07	100.00	100.02	20,000,000	3,100
				20,000,000	03/26/2021	100.00	06/26/2020	0.41	0.55	0.34	20,003,100	0.02%
3	Agency Fixed	AFS Federal Farm Credi	03/20/2020	20,000,000	1.45	NA	Non-Callable	1.73	101.33	102.13	20,265,400	160,540
				20,000,000	02/24/2022	-	02/24/2022	1.74	0.68	0.22	20,425,940	0.79%
4	Agency Fixed	AFS Fed Home Loan Bk	03/16/2020	18,020,000	2.25	NA	Non-Callable	1.78	103.01	103.59	18,561,988	104,606
				18,020,000	03/11/2022	-	03/11/2022	1.77	0.55	0.23	18,666,594	0.56%
5	Agency Fixed	AFS Farmer Mac	04/01/2020	20,000,000	1.02	06/18/2020	Bermudan	0.05	100.00	100.03	20,000,000	6,300
				20,000,000	04/01/2022	100.00	06/18/2020	0.67	1.02	0.39	20,006,300	0.03%
	<b>Total: Agency Fixed</b>			<b>97,991,400</b>	<b>1.04</b>			<b>0.73</b>	<b>100.82</b>	<b>101.12</b>	<b>98,798,788</b>	<b>273,208</b>
				<b>97,991,400</b>	<b>08/27/2021</b>		<b>02/21/2021</b>	<b>0.92</b>	<b>0.56</b>	<b>0.25</b>	<b>99,071,996</b>	<b>0.28%</b>
6	CMO Fixed	AFS FN 9156 M PAC1 Fix	10/19/1993	1,300,000	6.75	NA	Non-Callable	0.15	101.73	100.68	209	(2)
				205	06/25/2021	-	06/25/2021	0.15	(7.15)	(0.72)	206	(1.03%)
	<b>Total: CMO Fixed</b>			<b>1,300,000</b>	<b>6.75</b>			<b>0.15</b>	<b>101.73</b>	<b>100.68</b>	<b>209</b>	<b>(2)</b>
				<b>205</b>	<b>06/25/2021</b>		<b>06/25/2021</b>	<b>0.15</b>	<b>(7.15)</b>	<b>(0.72)</b>	<b>206</b>	<b>(1.03%)</b>
7	MBS Fixed	AFS GNJO 651758 5.0	07/18/2006	1,550,000	5.00	NA	Non-Callable	0.37	102.14	101.15	2,160	(21)
				2,115	04/15/2021	-	04/15/2021	0.36	(1.17)	1.38	2,139	(0.97%)
8	MBS Fixed	AFS GNJO 520132 5.0	07/18/2006	1,646,693	5.00	NA	Non-Callable	0.31	101.70	102.97	6,840	85
				6,725	04/15/2021	-	04/15/2021	0.30	(1.04)	(4.95)	6,925	1.24%
9	MBS Fixed	AFS GNJO 606276 5.0	07/18/2006	3,530,852	5.00	NA	Non-Callable	0.35	101.66	103.12	4,798	69
				4,720	05/15/2021	-	05/15/2021	0.34	(0.23)	(4.26)	4,868	1.44%
10	MBS Fixed	AFS FGCI G12455 5.5	01/31/2007	5,130,000	5.50	NA	Non-Callable	0.37	101.71	101.93	14,084	30
				13,847	10/01/2021	-	10/01/2021	0.36	0.34	(0.28)	14,115	0.22%
11	MBS Fixed	AFS GZSF 000978 8.5	09/21/1993	3,144,133	8.50	NA	Non-Callable	0.71	103.61	103.36	258	(1)
				249	03/20/2023	-	03/20/2023	0.68	2.74	3.06	257	(0.24%)
12	MBS Fixed	AFS FG LMC D75482 6.5	07/25/2001	3,422,641	6.50	NA	Non-Callable	2.42	106.30	108.33	15,528	296
				14,607	05/01/2026	-	05/01/2026	2.21	3.65	2.79	15,823	1.90%
	<b>Total: MBS Fixed</b>			<b>18,424,319</b>	<b>5.72</b>			<b>1.10</b>	<b>103.32</b>	<b>104.49</b>	<b>43,669</b>	<b>459</b>
				<b>42,264</b>	<b>04/06/2023</b>		<b>04/06/2023</b>	<b>1.02</b>	<b>1.18</b>	<b>(0.25)</b>	<b>44,127</b>	<b>1.05%</b>
13	MBS Float	AFS GZAR 008761 3.0	05/31/1995	2,400,000	3.00	NA	Non-Callable	0.34	100.11	100.46	592	2
				592	03/20/2021	-	03/20/2021	0.29	2.22	1.16	594	0.35%
14	MBS Float	AFS GZAR 008992 3.8	06/22/1995	4,000,000	3.88	NA	Non-Callable	0.93	101.76	102.62	6,421	54
				6,310	06/20/2022	-	06/20/2022	0.86	1.07	0.14	6,475	0.85%
15	MBS Float	AFS GZAR 008076 3.1	08/24/1995	1,530,000	3.13	NA	Non-Callable	1.15	100.07	101.41	2,510	34
				2,508	11/20/2022	-	11/20/2022	1.06	2.53	1.33	2,543	1.34%
16	MBS Float	AFS GZAR 008457 3.2	07/22/1998	2,461,551	3.25	NA	Non-Callable	1.86	102.28	103.44	5,369	61
				5,250	07/20/2024	-	07/20/2024	1.43	0.35	(0.27)	5,430	1.14%

#	CUSIP Sector	FAS 115 Description	Settle Date	Original Face Current Face	Coupon Maturity	Call Date Call Price	Call Type Effect Mat	WAL Base Eff Dur	Book Price Book Yld (TE)	Mkt Price Mkt Yield	Book Value Mkt Value	Gain/Loss Gain/Loss %
17	MBS Float	36202KPD1 AFS G2AR 008520 3.1	06/22/1995	2,022,030 5,917	3.13 10/20/2024	NA -	Non-Callable 10/20/2024	1.96 1.54	102.60 0.95	103.77 0.36	6,071 6,140	69 1.14%
18	MBS Float	31348SLE2 AFS FH99AR 785725 4.1	11/23/1999	2,000,000 5,975	4.15 12/01/2026	NA -	Non-Callable 12/01/2026	2.72 1.03	102.25 1.60	103.22 1.23	6,109 6,167	58 0.95%
19	MBS Float	31380LKE7 AFS FN99AR 443193 3.8	12/23/1998	3,500,000 14,304	3.84 11/01/2027	NA -	Non-Callable 11/01/2027	2.38 1.06	102.58 1.51	103.44 1.14	14,673 14,795	123 0.84%
20	MBS Float	36225CKE5 AFS G2AR 080292 3.8	10/25/1999	4,000,000 13,271	3.88 06/20/2029	NA -	Non-Callable 06/20/2029	3.47 2.08	101.23 1.81	103.60 1.10	13,434 13,748	314 2.34%
21	MBS Float	31383K6X0 AFS FN99AR 505886 4.5	08/25/1999	3,000,000 17,643	4.51 07/01/2029	NA -	Non-Callable 07/01/2029	3.10 1.39	103.70 1.15	103.85 1.10	18,295 18,321	26 0.14%
22	MBS Float	31295KN83 AFS FH99AR 786715 4.5	11/24/1999	1,856,783 24,551	4.50 07/01/2029	NA -	Non-Callable 07/01/2029	3.18 1.57	103.59 1.17	103.88 1.07	25,432 25,504	72 0.28%
23	MBS Float	31295KPW8 AFS FH99AR 786737 4.2	10/25/1999	4,000,000 835	4.25 09/01/2029	NA -	Non-Callable 09/01/2029	3.64 1.13	104.35 1.24	105.04 1.05	872 877	6 0.66%
24	MBS Float	31384VQU9 AFS FN99AR 535167 3.7	05/23/2001	5,721,120 28,005	3.78 01/01/2030	NA -	Non-Callable 01/01/2030	3.37 1.32	103.21 1.54	104.20 1.24	28,903 29,181	278 0.96%
25	MBS Float	36225CNP7 AFS G2AR 080397 3.8	05/24/2000	4,000,000 12,070	3.88 04/20/2030	NA -	Non-Callable 04/20/2030	3.75 2.57	102.68 1.60	105.14 0.93	12,394 12,690	296 2.39%
26	MBS Float	36225CSM9 AFS G2AR 080523 3.2	08/23/2001	1,434,669 25,730	3.25 07/20/2031	NA -	Non-Callable 07/20/2031	3.95 2.10	101.97 1.09	103.83 0.61	26,237 26,717	480 1.83%
27	MBS Float	36225CSZ0 AFS G2AR 080535 3.2	08/23/2001	3,567,526 39,730	3.25 08/20/2031	NA -	Non-Callable 08/20/2031	3.91 2.10	103.63 0.66	105.15 0.27	41,171 41,777	606 1.47%
28	MBS Float	36225CTZ9 AFS G2AR 080567 3.0	02/25/2002	5,007,640 71,212	3.00 01/20/2032	NA -	Non-Callable 01/20/2032	4.12 1.95	102.02 1.49	103.38 1.15	72,651 73,617	965 1.33%
29	MBS Float	31391BC39 AFS FN99AR 661690 4.1	09/25/2002	5,000,000 107,327	4.11 09/01/2032	NA -	Non-Callable 09/01/2032	4.25 1.23	106.10 0.88	106.81 0.71	113,877 114,638	761 0.67%
30	MBS Float	31402KUQ5 AFS FN99AR 731491 4.2	09/30/2003	4,000,000 25,560	4.26 10/01/2033	NA -	Non-Callable 10/01/2033	4.21 1.25	104.72 1.34	105.41 1.17	26,766 26,943	177 0.66%
31	MBS Float	31404AE91 AFS FN99AR 762560 3.5	10/25/2004	3,980,910 31,138	3.52 11/01/2033	NA -	Non-Callable 11/01/2033	4.28 0.88	101.85 1.92	103.69 1.47	31,713 32,287	574 1.81%
32	MBS Float	31404CMN7 AFS FN99AR 764565 3.2	11/23/2004	5,000,000 419,689	2.52 06/01/2034	NA -	Non-Callable 06/01/2034	3.96 1.16	104.37 0.72	104.71 0.63	438,047 439,439	1,391 0.32%
33	MBS Float	31405DVG9 AFS FN99AR 786415 4.1	10/24/2007	5,369,079 72,073	4.16 07/01/2034	NA -	Non-Callable 07/01/2034	3.84 1.38	101.67 1.78	101.45 1.84	73,280 73,117	(163) (0.22%)
34	MBS Float	31349TWL1 AFS FH99AR 782451 4.0	07/24/2006	6,450,000 28,937	4.05 10/01/2034	NA -	Non-Callable 10/01/2034	4.14 1.10	105.30 1.19	106.54 0.89	30,469 30,830	361 1.18%
35	MBS Float	31407FU24 AFS FN99AR 829601 4.6	10/24/2007	4,927,478 92,379	4.63 08/01/2035	NA -	Non-Callable 08/01/2035	4.54 1.47	106.87 0.92	107.22 0.84	98,721 99,047	326 0.33%

#	CUSIP Sector	FAS 115 Description	Settle Date	Original Face Current Face	Coupon Maturity	Call Date Call Price	Call Type Effect Mat	WAL Base Eff Dur	Book Price Book Yld (TE)	Mkt Price Mkt Yield	Book Value Mkt Value	Gain/Loss Gain/Loss %
36	MBS Float	3128QJG26 AFS FH99AR 1G1117 3.9	11/21/2007	15,000,000 527,620	3.98 09/01/2035	NA -	Non-Callable 09/01/2035	3.54 0.70	103.99 1.26	105.12 0.94	548,670 554,637	5,967 1.09%
37	MBS Float	3128QLRC7 AFS FH99AR 1H2583 3.9	04/24/2007	4,000,000 42,374	3.93 01/01/2036	NA -	Non-Callable 01/01/2036	4.00 1.08	105.78 1.06	107.24 0.70	44,825 45,442	618 1.38%
38	MBS Float	31408EQ39 AFS FN99AR 849274 3.4	08/23/2006	6,575,000 29,302	3.42 01/01/2036	NA -	Non-Callable 01/01/2036	4.75 1.13	101.36 1.83	102.80 1.51	29,700 30,122	422 1.42%
39	MBS Float	31408G7J0 AFS FN99AR 851497 3.2	09/21/2006	3,050,000 69,193	3.29 02/01/2036	NA -	Non-Callable 02/01/2036	4.47 1.33	102.58 1.36	103.30 1.19	70,978 71,480	502 0.71%
40	MBS Float	31409UTA3 AFS FN99AR 879045 3.6	11/30/2006	10,395,108 244,063	3.62 03/01/2036	NA -	Non-Callable 03/01/2036	4.57 1.47	103.37 1.67	104.54 1.41	252,296 255,138	2,842 1.13%
41	MBS Float	31349T6B2 AFS FH99AR 782666 3.8	08/23/2006	5,030,473 154,492	3.82 04/01/2036	NA -	Non-Callable 04/01/2036	4.42 1.64	99.54 2.80	100.83 2.47	153,784 155,767	1,984 1.29%
42	MBS Float	31410AEP7 AFS FN99AR 883142 4.7	09/21/2006	12,075,102 342,255	3.27 06/01/2036	NA -	Non-Callable 06/01/2036	4.30 1.11	105.21 1.37	105.58 1.28	360,072 361,347	1,275 0.35%
43	MBS Float	3128JRQQ2 AFS FH99AR 847663 3.9	12/29/2006	10,000,000 113,015	3.98 11/01/2036	NA -	Non-Callable 11/01/2036	5.92 1.81	103.49 1.76	104.69 1.55	116,964 118,319	1,355 1.16%
44	MBS Float	3128NGF34 AFS FH99AR 1H1386 3.7	06/21/2007	5,000,000 77,117	3.79 03/01/2037	NA -	Non-Callable 03/01/2037	4.48 1.39	104.27 1.57	105.25 1.34	80,412 81,164	752 0.94%
45	MBS Float	3128QJ3C8 AFS FH99AR 1G1695 3.1	05/24/2007	10,000,000 101,295	3.13 04/01/2037	NA -	Non-Callable 04/01/2037	4.15 1.26	103.62 1.27	104.57 1.03	104,959 105,921	962 0.92%
46	MBS Float	31413B3Q2 AFS FN99AR 941007 4.4	08/10/2007	10,000,000 129,171	4.43 07/01/2037	NA -	Non-Callable 07/01/2037	4.91 1.66	103.55 1.61	103.84 1.55	133,753 134,127	374 0.28%
<b>Total: MBS Float</b>				<b>176,354,469</b>	<b>3.59</b>		<b>03/06/2035</b>	<b>4.15</b>	<b>103.80</b>	<b>104.65</b>	<b>2,990,420</b>	<b>23,924</b>
47	Other	QPD CITIZ AFS Citizens Bank of F	05/31/2020	2,487,766 2,487,766	0.25 06/30/2020	NA -	Non-Callable 06/30/2020	0.08 0.08	100.00 0.25	100.00 0.25	2,487,766 2,487,766	- -
48	Other	QPD CENT AFS Centennial Bank Mo	05/31/2020	2,958,729 2,958,729	0.35 06/30/2020	NA -	Non-Callable 06/30/2020	0.08 0.08	100.00 0.35	100.00 0.35	2,958,729 2,958,729	- -
49	Other	QPD MM AFS Bank United Money	05/31/2020	5,508,244 5,508,244	0.35 06/30/2020	NA -	Non-Callable 06/30/2020	0.08 0.08	100.00 0.35	100.00 0.35	5,508,244 5,508,244	- -
50	Other	SunTrust AFS SunTrust Premier C	05/31/2020	135,825 135,825	0.04 06/30/2020	NA -	Non-Callable 06/30/2020	0.08 0.08	100.00 0.04	100.00 0.04	135,825 135,825	- -
51	Other	CDCityNat0520 AFS CD - City National	05/31/2019	10,250,685 10,250,685	1.87 06/30/2020	NA -	Non-Callable 06/30/2020	0.08 0.08	100.00 1.87	100.00 1.87	10,250,685 10,250,685	- -
52	Other	QPD City AFS City National Bank	05/31/2020	44,607,447 44,607,447	0.35 06/30/2020	NA -	Non-Callable 06/30/2020	0.08 0.08	100.00 0.35	100.00 0.35	44,607,447 44,607,447	- -
53	Other	AQP Axiom Bank MM AFS Axiom Bank Money M	05/31/2020	5,062,851 5,062,851	1.00 06/30/2020	NA -	Non-Callable 06/30/2020	0.08 0.08	100.00 1.00	100.00 1.00	5,062,851 5,062,851	- -

CUSIP #	FAS 115 Sector	FAS 115 Description	Original Face Current Face	Coupon Maturity	Call Date Call Price	Call Type Effect Mat	WAL Base Eff Dur	Book Price Book Yld (TE)	Mkt Price Mkt Yield	Book Value Mkt Value	Gain/Loss Gain/Loss %
54	FLGITF Other	AFS Florida Trust Day	5,204,111 5,204,111	0.52 06/30/2020	NA -	Non-Callable 06/30/2020	0.08 0.08	100.00 0.52	100.00 0.52	5,204,111 5,204,111	- -
55	QPD FL Other	AFS Synovus Bank Money	42,757,214 42,757,214	0.50 06/30/2020	NA -	Non-Callable 06/30/2020	0.08 0.08	100.00 0.50	100.00 0.50	42,757,214 42,757,214	- -
56	FLCLASS Other	AFS FLCLASS Money Mark	5,365,015 5,365,015	0.72 06/30/2020	NA -	Non-Callable 06/30/2020	0.08 0.08	100.00 0.72	100.00 0.72	5,365,015 5,365,015	- -
57	SBAFLPRIME Other	AFS Florida Prime/SBA	98,342,513 98,342,513	0.77 06/30/2020	NA -	Non-Callable 06/30/2020	0.08 0.08	100.00 0.77	100.00 0.77	98,342,513 98,342,513	- -
58	QPD Ameris Bank Money Market Other	AFS Ameris Bank Money	45,936,737 45,936,737	0.50 06/30/2020	NA -	Non-Callable 06/30/2020	0.08 0.08	100.00 0.50	100.00 0.50	45,936,737 45,936,737	- -
59	WELLSFARGO Other	AFS Wells Fargo Money	1,889,835 1,889,835	0.12 06/30/2020	NA -	Non-Callable 06/30/2020	0.08 0.08	100.00 0.12	100.00 0.12	1,889,835 1,889,835	- -
60	FLE190920 Other	AFS FL PALM LGIP - 7/1	15,383,749 15,383,749	1.80 07/17/2020	NA -	Non-Callable 07/17/2020	0.13 0.13	100.00 1.80	100.00 1.80	15,383,749 15,383,749	- -
61	FLE190920 Other	AFS FL PALM LGIP - 8/7	5,075,670 5,075,670	1.91 08/07/2020	NA -	Non-Callable 08/07/2020	0.19 0.19	100.00 1.91	100.00 1.91	5,075,670 5,075,670	- -
62	FLE190920 Other	AFS FL PALM LGIP - 8/1	10,522,813 10,522,813	1.77 08/10/2020	NA -	Non-Callable 08/10/2020	0.19 0.20	100.00 1.77	100.00 1.77	10,522,813 10,522,813	- -
63	CDSynov1120 Other	AFS CD - Synovus Bank	20,528,262 20,528,262	2.60 11/30/2020	NA -	Non-Callable 11/30/2020	0.50 0.51	100.00 2.60	100.00 2.60	20,528,262 20,528,262	- -
64	CD - Ameris 18 mth Other	AFS CD - Ameris Bank -	10,190,967 10,190,967	2.52 12/03/2020	NA -	Non-Callable 12/03/2020	0.51 0.51	100.00 2.52	100.00 2.52	10,190,967 10,190,967	- -
65	CDCityNat0520 Other	AFS CD - City National	20,122,658 20,122,658	1.87 01/29/2021	NA -	Non-Callable 01/29/2021	0.66 0.67	100.00 1.87	100.00 1.87	20,122,658 20,122,658	- -
66	CD - Axiom Bank Other	AFS CD - Axiom Bank -	20,288,324 20,288,324	2.17 09/25/2021	NA -	Non-Callable 09/25/2021	1.32 1.32	100.00 2.18	100.00 2.18	20,288,324 20,288,324	- -
67	CDCent0522 Other	AFS CD - Centennial Ba	20,544,599 20,544,599	2.70 05/31/2022	NA -	Non-Callable 05/31/2022	2.00 1.95	100.00 2.70	100.00 2.70	20,544,599 20,544,599	- -
68	CD - Axiom Bank 36 Other	AFS CD - Axiom Bank -	10,132,163 10,132,163	2.28 10/23/2022	NA -	Non-Callable 10/23/2022	2.40 2.33	100.00 2.28	100.00 2.28	10,132,163 10,132,163	- -
Total: Other			403,296,177	1.15			0.37	100.00	100.00	403,296,177	-
69	9128284G2 Treasury	AFS UNITED STATES TREA	15,000,000 15,000,000	2.38 04/15/2021	NA -	Non-Callable 04/15/2021	0.88 0.88	100.95 1.28	101.88 0.23	15,142,383 15,281,250	138,867 0.92%
70	9128284T4 Treasury	AFS UNITED STATES TREA	10,000,000 10,000,000	2.63 06/15/2021	NA -	Non-Callable 06/15/2021	1.04 1.04	100.44 2.19	102.50 0.22	10,044,141 10,250,000	205,859 2.05%
71	912828Y20 Treasury	AFS UNITED STATES TREA	10,000,000 10,000,000	2.63 07/15/2021	NA -	Non-Callable 07/15/2021	1.13 1.12	101.49 1.28	102.70 0.21	10,149,219 10,270,312	121,093 1.19%

CUSIP #	FAS 115 Sector	Description	Settle Date	Original Face Current Face	Coupon Maturity	Call Date Call Price	Call Type Effect Mat	WAL Base Eff Dur	Book Price Book Yld (TE)	Mkt Price Mkt Yield	Book Value Mkt Value	Gain/Loss Gain/Loss %
912828D72	Treasury	AFS UNITED STATES TREA	12/23/2019	10,000,000	2.00 08/31/2021	NA -	Non-Callable 08/31/2021	1.25 1.25	100.57 1.54	102.25 0.20	10,057,031 10,225,000	167,969 1.67%
912810EP9	Treasury	AFS UNITED STATES TREA	09/10/1993	3,000,000	7.13 02/15/2023	NA -	Non-Callable 02/15/2023	2.71 2.49	118.06 0.41	118.66 0.21	3,541,875 3,559,688	17,813 0.50%
Total: Treasury				48,000,000	2.74			1.17	101.95	103.46	48,934,649	651,601
				48,000,000	08/01/2021		08/01/2021	1.15	1.46	0.22	49,586,250	1.33%
				745,366,365	1.29			0.53	100.34	100.51	554,063,911	949,190
Total				552,210,947	02/01/2021		12/29/2020	0.54	1.08	0.91	555,013,101	0.17%



This presentation is for informational purposes only and is being furnished on a confidential basis. By accepting this information, the recipient agrees that it will use the information only to evaluate its potential interest in the strategies described herein and for no other purpose and will not divulge any such information to any other party.

This presentation does not constitute a commitment to lend money, underwrite any proposed transaction, purchase securities or other assets, provide financing, arrange financing, or provide any other services. SunTrust Robinson Humphrey, Inc. and its representatives and affiliates make no representation and have given you no advice concerning the appropriate regulatory treatment, accounting treatment, or possible tax consequences of the proposed transactions described herein. Prior to entering into any proposed transaction, you should determine, without reliance upon SunTrust Robinson Humphrey, Inc. or its representatives or affiliates, the economic risks and merits, as well as the legal, tax, and accounting characteristics and consequences, of the transaction, and that you are able to assume these risks. These materials should not be relied upon for the maintenance of your books and records or for any tax, accounting, legal or other purposes.

All materials, including proposed terms and conditions, are indicative and for discussion purposes only. Finalized terms and conditions are subject to further discussion and negotiation and will be evidenced by a formal written agreement. Except as required by applicable law, we make no representation or warranty, express or implied, to you or to any person as to the content of the information contained herein. Opinions expressed herein are current opinions only as of the date indicated. Any historical price(s) or value(s) are also only as of the date indicated. We are under no obligation to update opinions or other information.

In connection with Treasury Regulation Section 1.6011-4, it is our mutual intent that the tax structure and tax treatment of the transactions contemplated by this presentation are not confidential and that notwithstanding anything herein to the contrary that each of us (and our employees, representatives and agents) may disclose to any and all persons, without limitation of any kind, the tax structure and tax treatment of the transactions contemplated herein.

SunTrust Robinson Humphrey, Inc. (“STRH”) is not recommending an action to you as a municipal entity or obligated person. STRH is not acting as an advisor to you and does not owe a fiduciary duty pursuant to Section 15B of the Exchange Act to you with respect to the information and material contained in this communication. STRH is acting for its own interests. You should discuss any information and material contained in this communication with any and all internal or external advisors and experts that you deem appropriate before acting on this information or material. This information provided “as-is” and “where-is”, and STRH makes no representation or warranty of any kind, express or implied, with respect to the selection, design, functionality, or operation of the information in this file, and makes no implied warranty of merchantability or fitness for a particular purpose, and specifically disclaims any implied warranty with respect thereto.

The information in this presentation is necessarily based upon information provided by you, and market, economic, and other conditions and assumptions. STRH assumes no obligation, and does not intend to, update the file to reflect any changes in such information, conditions or assumptions.

The information in this presentation is illustrative and is not intended to predict actual results, which may differ substantially from those reflected in this presentation. This presentation is based on mathematical models that use inputs and assumptions to calculate results. You should understand the assumptions and evaluate whether they are appropriate for your purposes. As with all models, results may vary significantly depending upon the value of the model’s inputs and assumptions, which may or may not be stated. Any interest rates or transactional terms used herein are hypothetical and take into consideration conditions in today’s market and other factual information. This presentation is for informational purposes only and is being furnished on a confidential basis.

This presentation does not constitute a commitment to lend money, underwrite any proposed transaction, purchase securities or other assets, provide financing, arrange financing, or provide any other services. SunTrust and its representatives and affiliates make no representation and have given you no advice concerning the appropriate regulatory treatment, accounting treatment, or possible tax consequences of the proposed transactions described herein. Prior to entering into any proposed transaction, you should determine, without reliance upon SunTrust or its representatives or affiliates, the economic risks and merits, as well as the legal, tax, and accounting characteristics and consequences, of the transaction, and that you are able to assume these risks. These materials should not be relied upon for the maintenance of your books and records or for any tax, accounting, legal or other purposes. Any historical price(s) or value(s) are also only as of the date indicated. We are under no obligation to update opinions or other information.

Nothing in this document constitutes a “Research Report” within the meaning of CFTC Regulation 23.605(a)(9). If this document references a Swap, this document constitutes a solicitation within the meaning of CFTC Regulation 23.605(a)(9)(v) to potentially enter into a derivatives transaction upon satisfaction of all applicable legal requirements.

SunTrust Robinson Humphrey is a trade name for certain corporate and investment banking services of Truist Financial Corporation and its subsidiaries, including SunTrust Robinson Humphrey, Inc., member, FINRA and SIPC. Debt and equity underwriting, trading, research and sales, loan syndications, municipal securities trading and sales, and mergers and acquisitions advisory services are offered by SunTrust Robinson Humphrey, Inc. Cash management, loans and loan related products, foreign exchange, risk management products and services and agency services are offered by Truist Bank.