

Seminole County Board of  
County Commissioners  
Sanford, FL

Portfolio Performance Review  
July 31, 2020



**Truist Securities**

**Grier Campbell**  
Director  
Fixed Income Sales

*404-926-5549*  
*Grier.Campbell@truist.com*

**Mike Davis**  
Managing Director - Strategies  
Fixed Income Strategies

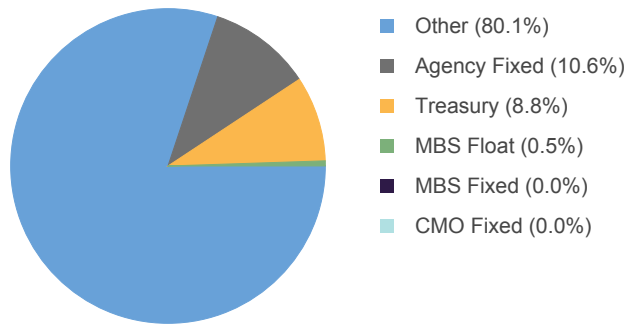
*901-842-3824*  
*Mike.Davis@truist.com*

Strictly Private and Confidential

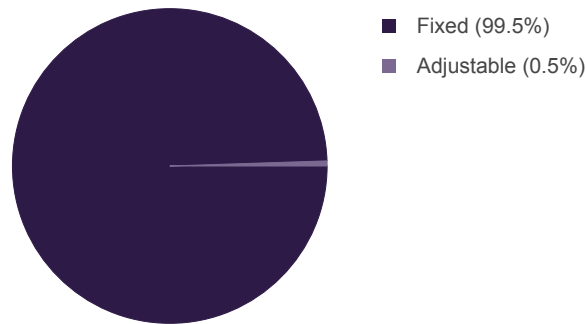
Section I Portfolio Overview..... 3  
Section II Security Inventory Report.....4  
Disclaimer.....8

Steven Jones  
Vice President  
Fixed Income Strategies

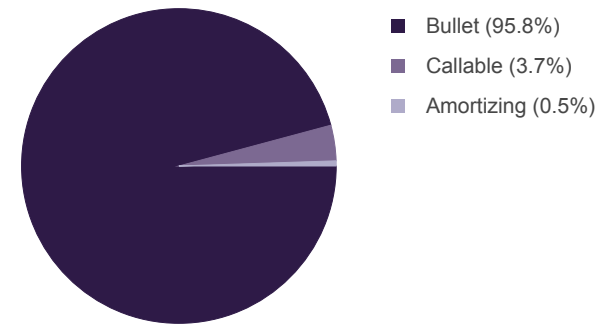
Sector Allocation



Coupon Type



Principal Type



Sector	Par Value	Book Value	Market Value	Gain (Loss)	AFS %	Book Yld (TE)	Average Life	Effective Duration	Effective Convexity	Price Vol. +300 Bps	Market Yld (TE)	3Mo CPR	
												Book Yld (TE)	Average Life
Agency Fixed	58,020,000	58,827,388	59,035,638	208,250	100%	0.67	1.08	0.65	(0.89)	(4.19)	0.09	0.67	1.08
MBS Fixed	33,995	35,239	35,595	356	100%	0.76	1.19	1.09	0.04	(3.18)	(0.20)	(6.50)	0.30
MBS Float	2,834,527	2,942,251	2,959,117	16,866	100%	1.11	3.92	1.34	1.17	(2.72)	0.95	1.51	6.94
CMO Fixed	17	18	17	-	100%	(22.83)	0.07	0.06	0.00	(0.17)	0.68	(22.83)	0.07
Treasury	48,000,000	48,934,648	49,417,343	482,695	100%	1.27	1.00	0.59	(0.78)	(2.93)	0.15	1.27	1.00
Other	438,833,948	438,833,948	438,833,948	-	98%	0.93	0.31	0.18	(0.25)	(0.92)	0.93	0.93	0.31
<b>Totals/Averages</b>	<b>547,722,488</b>	<b>549,573,492</b>	<b>550,281,658</b>	<b>708,166</b>	<b>98%</b>	<b>0.93</b>	<b>0.48</b>	<b>0.28</b>	<b>(0.36)</b>	<b>(1.46)</b>	<b>0.77</b>	<b>0.94</b>	<b>0.49</b>

#	CUSIP Sector	FAS 115 Description	Settle Date	Original Face Current Face	Coupon Maturity	Call Date Call Price	Call Type Effect Mat	WAL Base Eff Dur	Book Price Book Yld (TE)	Mkt Price Mkt Yield	Book Value Mkt Value	Gain/Loss Gain/Loss %
1	Agency Fixed	AFS Federal Farm Credi	03/20/2020	20,000,000 20,000,000	1.45 02/24/2022	NA -	Non-Callable 02/24/2022	1.57 0.93	101.33 0.60	101.99 0.18	20,265,400 20,398,460	133,060 0.66%
2	Agency Fixed	AFS Fed Home Loan Bk	03/16/2020	18,020,000 18,020,000	2.25 03/11/2022	NA -	Non-Callable 03/11/2022	1.61 0.94	103.01 0.38	103.32 0.19	18,561,988 18,617,958	55,970 0.30%
3	Agency Fixed	AFS Farmer Mac	04/01/2020	20,000,000 20,000,000	1.02 04/01/2022	09/01/2020 100.00	Bermudan 09/01/2020	0.09 0.09	100.00 1.02	100.10 (0.10)	20,000,000 20,019,220	19,220 0.10%
<b>Total: Agency Fixed</b>				<b>58,020,000</b>	<b>1.56</b>			<b>1.08</b>	<b>101.39</b>	<b>101.77</b>	<b>58,827,388</b>	<b>208,250</b>
4	CMO Fixed	AFS FN 9156 M PAC1 Fix	10/19/1993	1,300,000 17	6.75 06/25/2021	NA -	Non-Callable 06/25/2021	0.07 0.06	101.73 (22.83)	99.95 0.68	18 17	- (1.74%)
<b>Total: CMO Fixed</b>				<b>1,300,000</b>	<b>6.75</b>			<b>0.07</b>	<b>101.73</b>	<b>99.95</b>	<b>18</b>	<b>-</b>
5	MBS Fixed	AFS GNJO 651758 5.0	07/18/2006	1,550,000 1,661	5.00 04/15/2021	NA -	Non-Callable 04/15/2021	0.31 0.30	102.14 (2.39)	101.39 (0.11)	1,696 1,684	(12) (0.73%)
6	MBS Fixed	AFS GNJO 520132 5.0	07/18/2006	1,646,693 4,274	5.00 04/15/2021	NA -	Non-Callable 04/15/2021	0.27 0.26	101.70 (1.90)	102.68 (5.38)	4,347 4,389	42 0.96%
7	MBS Fixed	AFS GNJO 606276 5.0	07/18/2006	3,530,852 3,631	5.00 05/15/2021	NA -	Non-Callable 05/15/2021	0.28 0.26	101.66 (1.65)	102.90 (5.99)	3,692 3,737	45 1.22%
8	MBS Fixed	AFS FGCI G12455 5.5	01/31/2007	5,130,000 9,975	5.50 10/01/2021	NA -	Non-Callable 10/01/2021	0.30 0.28	101.71 (0.90)	101.48 (0.19)	10,146 10,123	(23) (0.23%)
9	MBS Fixed	AFS G2SF 000978 8.5	09/21/1993	3,144,133 221	8.50 03/20/2023	NA -	Non-Callable 03/20/2023	0.63 0.60	103.61 2.03	104.20 1.07	229 230	1 0.57%
10	MBS Fixed	AFS FGLMC D75482 6.5	07/25/2001	3,422,641 14,233	6.50 05/01/2026	NA -	Non-Callable 05/01/2026	2.35 2.16	106.30 3.57	108.43 2.65	15,130 15,433	303 2.00%
<b>Total: MBS Fixed</b>				<b>18,424,319</b>	<b>5.82</b>			<b>1.19</b>	<b>103.66</b>	<b>104.81</b>	<b>35,239</b>	<b>356</b>
11	MBS Float	AFS G2AR 008761 3.0	05/31/1995	2,400,000 441	3.00 03/20/2021	NA -	Non-Callable 03/20/2021	0.30 0.25	100.11 2.12	100.39 1.14	441 442	1 0.28%
12	MBS Float	AFS G2AR 008992 3.8	06/22/1995	4,000,000 5,691	2.88 06/20/2022	NA -	Non-Callable 06/20/2022	0.85 0.79	101.76 0.72	102.32 0.06	5,791 5,823	32 0.55%
13	MBS Float	AFS G2AR 008076 3.1	08/24/1995	1,530,000 2,231	3.13 11/20/2022	NA -	Non-Callable 11/20/2022	1.08 0.99	100.07 2.45	101.23 1.35	2,232 2,258	26 1.16%
14	MBS Float	AFS G2AR 008457 3.2	07/22/1998	2,461,551 4,920	3.25 07/20/2024	NA -	Non-Callable 07/20/2024	1.79 1.36	102.28 0.30	103.13 (0.16)	5,032 5,074	42 0.83%
15	MBS Float	AFS G2AR 008520 3.1	06/22/1995	2,022,030 5,661	3.13 10/20/2024	NA -	Non-Callable 10/20/2024	1.89 1.49	102.60 0.83	103.49 0.36	5,808 5,858	50 0.87%
16	MBS Float	AFS FH99AR 785725 4.1	11/23/1999	2,000,000 5,837	4.15 12/01/2026	NA -	Non-Callable 12/01/2026	2.64 1.00	102.25 1.42	102.79 1.21	5,968 6,000	32 0.53%
17	MBS Float	AFS FN99AR 443193 3.8	12/23/1998	3,500,000 13,925	3.84 11/01/2027	NA -	Non-Callable 11/01/2027	2.32 0.99	102.58 1.35	103.09 1.12	14,284 14,355	71 0.50%

#	CUSIP Sector	FAS 115 Description	Settle Date	Original Face Current Face	Coupon Maturity	Call Date Call Price	Call Type Effect Mat	WAL Base Eff Dur	Book Price Book Yld (TE)	Mkt Price Mkt Yield	Book Value Mkt Value	Gain/Loss Gain/Loss %
18	36225CKE5 MBS Float	AFS G2AR 080292 3.8	10/25/1999	4,000,000 13,021	2.88 06/20/2029	NA -	Non-Callable 06/20/2029	3.40 2.10	101.23 1.72	103.34 1.08	13,181 13,456	274 2.08%
19	31383K6X0 MBS Float	AFS FN99AR 505886 4.5	08/25/1999	3,000,000 17,390	2.51 07/01/2029	NA -	Non-Callable 07/01/2029	2.96 1.29	103.70 1.00	103.55 1.05	18,033 18,008	(26) (0.14%)
20	31295KN83 MBS Float	AFS FH99AR 786715 2.5	11/24/1999	1,856,783 24,200	2.50 07/01/2029	NA -	Non-Callable 07/01/2029	3.08 1.47	103.59 1.03	103.59 1.03	25,068 25,068	- (0.00%)
21	31295KPW8 MBS Float	AFS FH99AR 786737 4.2	10/25/1999	4,000,000 826	4.25 09/01/2029	NA -	Non-Callable 09/01/2029	3.62 1.76	104.35 1.11	104.61 1.04	862 864	2 0.24%
22	31384VQU9 MBS Float	AFS FN99AR 535167 3.7	05/23/2001	5,721,120 27,615	3.78 01/01/2030	NA -	Non-Callable 01/01/2030	3.30 1.26	103.21 1.41	103.85 1.21	28,500 28,678	178 0.62%
23	36225CNP7 MBS Float	AFS G2AR 080397 3.8	05/24/2000	4,000,000 11,157	2.88 04/20/2030	NA -	Non-Callable 04/20/2030	3.59 2.69	102.68 1.49	105.00 0.84	11,456 11,714	258 2.25%
24	36225CSM9 MBS Float	AFS G2AR 080523 3.2	08/23/2001	1,434,669 22,369	3.25 07/20/2031	NA -	Non-Callable 07/20/2031	3.75 2.06	101.97 1.06	103.51 0.65	22,809 23,153	344 1.51%
25	36225CSZ0 MBS Float	AFS G2AR 080535 3.2	08/23/2001	3,567,526 36,425	3.25 08/20/2031	NA -	Non-Callable 08/20/2031	3.62 2.08	103.63 0.58	104.81 0.26	37,746 38,178	432 1.14%
26	36225CTZ9 MBS Float	AFS G2AR 080567 3.0	02/25/2002	5,007,640 67,427	3.00 01/20/2032	NA -	Non-Callable 01/20/2032	4.07 2.32	102.02 1.45	103.13 1.17	68,790 69,539	750 1.09%
27	31391BC39 MBS Float	AFS FN99AR 661690 4.1	09/25/2002	5,000,000 98,652	4.10 09/01/2032	NA -	Non-Callable 09/01/2032	3.54 1.83	106.10 0.49	106.35 0.42	104,673 104,917	245 0.23%
28	31402KUQ5 MBS Float	AFS FN99AR 731491 4.2	09/30/2003	4,000,000 25,332	4.26 10/01/2033	NA -	Non-Callable 10/01/2033	4.10 1.88	104.72 1.20	104.97 1.13	26,527 26,591	64 0.24%
29	31404AE91 MBS Float	AFS FN99AR 762560 3.5	10/25/2004	3,980,910 30,847	3.52 11/01/2033	NA -	Non-Callable 11/01/2033	4.18 0.74	101.85 1.65	103.46 1.25	31,417 31,914	497 1.58%
30	31404CMN7 MBS Float	AFS FN99AR 764565 2.4	11/23/2004	5,000,000 415,430	2.41 06/01/2034	NA -	Non-Callable 06/01/2034	3.84 1.05	104.37 0.48	104.59 0.43	433,602 434,511	909 0.21%
31	31405DVG9 MBS Float	AFS FN99AR 786415 4.1	10/24/2007	5,369,079 71,458	2.29 07/01/2034	NA -	Non-Callable 07/01/2034	3.71 1.26	101.67 1.55	101.40 1.62	72,654 72,461	(194) (0.27%)
32	31349TWL1 MBS Float	AFS FH99AR 782451 4.0	07/24/2006	6,450,000 28,672	4.05 10/01/2034	NA -	Non-Callable 10/01/2034	3.84 1.03	105.30 0.99	106.11 0.77	30,191 30,426	235 0.78%
33	31407FU24 MBS Float	AFS FN99AR 829601 4.6	10/24/2007	4,927,478 91,704	2.63 08/01/2035	NA -	Non-Callable 08/01/2035	4.20 1.59	106.87 0.72	106.89 0.71	98,000 98,024	24 0.02%
34	3128QJG26 MBS Float	AFS FH99AR 1G1117 3.9	11/21/2007	15,000,000 521,369	3.98 09/01/2035	NA -	Non-Callable 09/01/2035	3.39 1.22	103.99 0.94	104.83 0.69	542,170 546,552	4,383 0.81%
35	3128QLRC7 MBS Float	AFS FH99AR 1H2583 3.9	04/24/2007	4,000,000 42,007	3.93 01/01/2036	NA -	Non-Callable 01/01/2036	2.93 1.00	105.78 0.45	106.85 0.10	44,437 44,884	447 1.01%
36	31408EQ39 MBS Float	AFS FN99AR 849274 3.4	08/23/2006	6,575,000 29,055	3.42 01/01/2036	NA -	Non-Callable 01/01/2036	4.62 0.97	101.36 1.58	102.58 1.30	29,450 29,806	356 1.21%
37	31408G7J0 MBS Float	AFS FN99AR 851497 3.2	09/21/2006	3,050,000 68,657	2.64 02/01/2036	NA -	Non-Callable 02/01/2036	4.30 1.20	102.58 1.12	103.17 0.98	70,429 70,837	409 0.58%

#	CUSIP Sector	FAS 115 Description	Settle Date	Original Face Current Face	Coupon Maturity	Call Date Call Price	Call Type Effect Mat	WAL Base Eff Dur	Book Price Book Yld (TE)	Mkt Price Mkt Yield	Book Value Mkt Value	Gain/Loss Gain/Loss %
38	31409UTA3 MBS Float	AFS FN99AR 879045 3.6	11/30/2006	10,395,108 241,756	3.62 03/01/2036	NA -	Non-Callable 03/01/2036	4.33 1.39	103.37 1.55	104.20 1.35	249,911 251,914	2,003 0.80%
39	31349T6B2 MBS Float	AFS FH99AR 782666 3.8	08/23/2006	5,030,473 153,731	3.82 04/01/2036	NA -	Non-Callable 04/01/2036	4.14 1.55	99.54 2.72	100.54 2.45	153,027 154,557	1,530 1.00%
40	31410AEP7 MBS Float	AFS FN99AR 883142 2.8	09/21/2006	12,075,102 339,560	2.81 06/01/2036	NA -	Non-Callable 06/01/2036	4.15 1.15	105.21 1.08	105.39 1.04	357,236 357,853	617 0.17%
41	3128JRQQ2 MBS Float	AFS FH99AR 847663 3.9	12/29/2006	10,000,000 111,936	3.97 11/01/2036	NA -	Non-Callable 11/01/2036	5.75 1.86	103.49 1.67	104.41 1.50	115,848 116,870	1,022 0.88%
42	3128NGF34 MBS Float	AFS FH99AR 1H1386 3.7	06/21/2007	5,000,000 76,402	3.79 03/01/2037	NA -	Non-Callable 03/01/2037	2.79 1.29	104.27 0.89	104.91 0.66	79,666 80,152	486 0.61%
43	3128QJ3C8 MBS Float	AFS FH99AR 1G1695 3.1	05/24/2007	10,000,000 100,603	3.13 04/01/2037	NA -	Non-Callable 04/01/2037	3.98 1.15	103.62 1.03	104.51 0.80	104,242 105,137	895 0.86%
44	31413B3Q2 MBS Float	AFS FN99AR 941007 2.6	08/10/2007	10,000,000 128,220	2.68 07/01/2037	NA -	Non-Callable 07/01/2037	4.89 1.48	103.55 1.43	103.92 1.35	132,769 133,242	473 0.36%
<b>Total: MBS Float</b>				<b>176,354,469</b>	<b>3.27</b>	<b>03/17/2035</b>	<b>03/17/2035</b>	<b>3.92</b>	<b>103.80</b>	<b>104.41</b>	<b>2,942,251</b>	<b>16,866</b>
				<b>2,834,527</b>				<b>1.34</b>	<b>1.11</b>	<b>0.95</b>	<b>2,959,117</b>	<b>0.57%</b>
45	Other FLE190920	AFS FL PALM LGIP - 8/7	10/07/2019	5,091,587 5,091,587	1.91 08/07/2020	NA -	Non-Callable 08/07/2020	0.02 0.01	100.00 1.91	100.00 1.91	5,091,587 5,091,587	- -
46	Other FLE190920	AFS FL PALM LGIP - 8/1	10/07/2019	10,553,606 10,553,606	1.77 08/10/2020	NA -	Non-Callable 08/10/2020	0.03 0.02	100.00 1.77	100.00 1.77	10,553,606 10,553,606	- -
47	Other FLCLASS	AFS FLCLASS Money Mark	07/31/2020	5,369,202 5,369,202	0.43 08/31/2020	NA -	Non-Callable 08/31/2020	0.08 0.05	100.00 0.43	100.00 0.43	5,369,202 5,369,202	- -
48	Other QPD FL	AFS Synovus Bank Money	07/31/2020	42,792,957 42,792,957	0.50 08/31/2020	NA -	Non-Callable 08/31/2020	0.08 0.05	100.00 0.50	100.00 0.50	42,792,957 42,792,957	- -
49	Other FLGITF	AFS Florida Trust Day	07/31/2020	5,207,545 5,207,545	0.29 08/31/2020	NA -	Non-Callable 08/31/2020	0.08 0.05	100.00 0.29	100.00 0.29	5,207,545 5,207,545	- -
50	Other SunTrust	AFS SunTrust Premier C	07/31/2020	174,949 174,949	0.04 08/31/2020	NA -	Non-Callable 08/31/2020	0.08 0.05	100.00 0.04	100.00 0.04	174,949 174,949	- -
51	Other WELLSFARGO	AFS Wells Fargo Money	07/31/2020	1,890,189 1,890,189	0.11 08/31/2020	NA -	Non-Callable 08/31/2020	0.08 0.05	100.00 0.11	100.00 0.11	1,890,189 1,890,189	- -
52	Other SBAFLPRIME	AFS Florida Prime/SBA	07/31/2020	148,878,905 148,878,905	0.43 08/31/2020	NA -	Non-Callable 08/31/2020	0.08 0.05	100.00 0.43	100.00 0.43	148,878,905 148,878,905	- -
53	Other AQP Axiom Bank MM	AFS Axiom Bank Money M	07/31/2020	5,070,061 5,070,061	0.40 08/31/2020	NA -	Non-Callable 08/31/2020	0.08 0.05	100.00 0.40	100.00 0.40	5,070,061 5,070,061	- -
54	Other QPD Ameris Bank Money Market	AFS Ameris Bank Money	07/31/2020	45,975,138 45,975,138	0.50 08/31/2020	NA -	Non-Callable 08/31/2020	0.08 0.05	100.00 0.50	100.00 0.50	45,975,138 45,975,138	- -
55	Other QPD MM	AFS Bank United Money	07/31/2020	5,511,452 5,511,452	0.35 08/31/2020	NA -	Non-Callable 08/31/2020	0.08 0.05	100.00 0.35	100.00 0.35	5,511,452 5,511,452	- -
56	Other QPD CITIZ	AFS Citizens Bank of F	07/31/2020	2,488,806 2,488,806	0.25 08/31/2020	NA -	Non-Callable 08/31/2020	0.08 0.05	100.00 0.25	100.00 0.25	2,488,806 2,488,806	- -

#	CUSIP Sector	FAS 115 Description	Settle Date	Original Face Current Face	Coupon Maturity	Call Date Call Price	Call Type Effect Mat	WAL Base Eff Dur	Book Price Book Yld (TE)	Mkt Price Mkt Yield	Book Value Mkt Value	Gain/Loss Gain/Loss %
57	QPD City Other	AFS City National Bank	07/31/2020	44,634,399	0.35 08/31/2020	NA -	Non-Callable 08/31/2020	0.08 0.05	100.00 0.35	100.00 0.35	44,634,399	-
58	QPD CENT Other	AFS Centennial Bank Mo	07/31/2020	2,960,455	0.35 08/31/2020	NA -	Non-Callable 08/31/2020	0.08 0.05	100.00 0.35	100.00 0.35	2,960,455	-
59	CDSynov1120 Other	AFS CD - Synovus Bank	05/31/2019	20,617,653	2.60 11/30/2020	NA -	Non-Callable 11/30/2020	0.33 0.20	100.00 2.60	100.00 2.60	20,617,653	-
60	CD - Ameris 18 mth Other	AFS CD - Ameris Bank -	06/03/2019	10,255,901	2.52 12/03/2020	NA -	Non-Callable 12/03/2020	0.34 0.21	100.00 2.52	100.00 2.52	10,255,901	-
61	CDCityNat0520 Other	AFS CD - City National	01/29/2020	20,184,494	1.87 01/29/2021	NA -	Non-Callable 01/29/2021	0.50 0.31	100.00 1.87	100.00 1.87	20,184,494	-
62	CD - Bank United Other	NA CD - Bank United -	06/09/2020	10,007,810	0.55 03/09/2021	NA -	Non-Callable 03/09/2021	0.61 0.37	100.00 0.55	100.00 0.55	10,007,810	-
63	CD - Axiom Bank Other	AFS CD - Axiom Bank -	09/25/2019	20,361,352	2.17 09/25/2021	NA -	Non-Callable 09/25/2021	1.15 0.69	100.00 2.17	100.00 2.17	20,361,352	-
64	CDCent0522 Other	AFS CD - Centennial Ba	05/31/2019	20,637,154	2.70 05/31/2022	NA -	Non-Callable 05/31/2022	1.83 1.06	100.00 2.70	100.00 2.70	20,637,154	-
65	CD - Axiom Bank 36 Other	AFS CD - Axiom Bank -	10/23/2019	10,170,333	2.28 10/23/2022	NA -	Non-Callable 10/23/2022	2.23 1.26	100.00 2.28	100.00 2.28	10,170,333	-
<b>Total: Other</b>				<b>438,833,948</b>	<b>0.93</b>			<b>0.31</b>	<b>100.00</b>	<b>100.00</b>	<b>438,833,948</b>	<b>-</b>
66	9128284G2 Treasury	AFS UNITED STATES TREA	12/20/2019	15,000,000	2.38 04/15/2021	NA -	Non-Callable 04/15/2021	0.71 0.43	100.95 1.02	101.58 0.14	15,142,383	94,335
67	9128284T4 Treasury	AFS UNITED STATES TREA	12/20/2019	10,000,000	2.63 06/15/2021	NA -	Non-Callable 06/15/2021	0.88 0.53	100.44 2.11	102.16 0.16	10,044,141	171,484
68	912828Y20 Treasury	AFS UNITED STATES TREA	12/23/2019	10,000,000	2.63 07/15/2021	NA -	Non-Callable 07/15/2021	0.96 0.58	101.49 1.05	102.34 0.17	10,149,219	85,156
69	912828D72 Treasury	AFS UNITED STATES TREA	12/23/2019	10,000,000	2.00 08/31/2021	NA -	Non-Callable 08/31/2021	1.08 0.65	100.57 1.47	102.00 0.15	10,057,031	142,969
70	912810EP9 Treasury	AFS UNITED STATES TREA	09/10/1993	3,000,000	7.13 02/15/2023	NA -	Non-Callable 02/15/2023	2.54 1.35	118.06 0.02	117.69 0.15	3,541,875	(11,250)
<b>Total: Treasury</b>				<b>48,000,000</b>	<b>2.74</b>			<b>1.00</b>	<b>101.95</b>	<b>103.09</b>	<b>48,934,648</b>	<b>482,695</b>
<b>Total</b>				<b>547,722,488</b>	<b>1.17</b>			<b>0.48</b>	<b>100.34</b>	<b>100.47</b>	<b>549,573,492</b>	<b>708,166</b>

This presentation is for informational purposes only and is being furnished on a confidential basis. By accepting this information, the recipient agrees that it will use the information only to evaluate its potential interest in the strategies described herein and for no other purpose and will not divulge any such information to any other party.

This presentation does not constitute a commitment to lend money, underwrite any proposed transaction, purchase securities or other assets, provide financing, arrange financing, or provide any other services. Truist Securities, Inc. and its representatives and affiliates make no representation and have given you no advice concerning the appropriate regulatory treatment, accounting treatment, or possible tax consequences of the proposed transactions described herein. Prior to entering into any proposed transaction, you should determine, without reliance upon Truist Securities, Inc. or its representatives or affiliates, the economic risks and merits, as well as the legal, tax, and accounting characteristics and consequences, of the transaction, and that you are able to assume these risks. These materials should not be relied upon for the maintenance of your books and records or for any tax, accounting, legal or other purposes.

All materials, including proposed terms and conditions, are indicative and for discussion purposes only. Finalized terms and conditions are subject to further discussion and negotiation and will be evidenced by a formal written agreement. Except as required by applicable law, we make no representation or warranty, express or implied, to you or to any person as to the content of the information contained herein. Opinions expressed herein are current opinions only as of the date indicated. Any historical price(s) or value(s) are also only as of the date indicated. We are under no obligation to update opinions or other information.

In connection with Treasury Regulation Section 1.6011-4, it is our mutual intent that the tax structure and tax treatment of the transactions contemplated by this presentation are not confidential and that notwithstanding anything herein to the contrary that each of us (and our employees, representatives and agents) may disclose to any and all persons, without limitation of any kind, the tax structure and tax treatment of the transactions contemplated herein.



Truist Securities, Inc. (“Truist Securities”) is not recommending an action to you as a municipal entity or obligated person. Truist Securities is not acting as an advisor to you and does not owe a fiduciary duty pursuant to Section 15B of the Exchange Act to you with respect to the information and material contained in this communication. Truist Securities is acting for its own interests. You should discuss any information and material contained in this communication with any and all internal or external advisors and experts that you deem appropriate before acting on this information or material. This information provided “as-is” and “where-is”, and Truist Securities makes no representation or warranty of any kind, express or implied, with respect to the selection, design, functionality, or operation of the information in this file, and makes no implied warranty of merchantability or fitness for a particular purpose, and specifically disclaims any implied warranty with respect thereto.

The information in this presentation is necessarily based upon information provided by you, and market, economic, and other conditions and assumptions.

Truist Securities assumes no obligation, and does not intend to, update the file to reflect any changes in such information, conditions or assumptions. The information in this presentation is illustrative and is not intended to predict actual results, which may differ substantially from those reflected in this presentation. This presentation is based on mathematical models that use inputs and assumptions to calculate results. You should understand the assumptions and evaluate whether they are appropriate for your purposes. As with all models, results may vary significantly depending upon the value of the model’s inputs and assumptions, which may or may not be stated. Any interest rates or transactional terms used herein are hypothetical and take into consideration conditions in today’s market and other factual information. This presentation is for informational purposes only and is being furnished on a confidential basis.

This presentation does not constitute a commitment to lend money, underwrite any proposed transaction, purchase securities or other assets, provide financing, arrange financing, or provide any other services. Truist Securities and its representatives and affiliates make no representation and have given you no advice concerning the appropriate regulatory treatment, accounting treatment, or possible tax consequences of the proposed transactions described herein. Prior to entering into any proposed transaction, you should determine, without reliance upon Truist Securities or its representatives or affiliates, the economic risks and merits, as well as the legal, tax, and accounting characteristics and consequences, of the transaction, and that you are able to assume these risks. These materials should not be relied upon for the maintenance of your books and records or for any tax, accounting, legal or other purposes.

Any historical price(s) or value(s) are also only as of the date indicated. We are under no obligation to update opinions or other information.

Nothing in this document constitutes a “Research Report” within the meaning of CFTC Regulation 23.605(a)(9). If this document references a Swap, this document constitutes a solicitation within the meaning of CFTC Regulation 23.605(a)(9)(v) to potentially enter into a derivatives transaction upon satisfaction of all applicable legal requirements.

Truist Securities is the trade name for the corporate and investment banking services of Truist Financial Corporation and its subsidiaries, including Truist Securities, Inc., member, FINRA and SIPC. Debt and equity underwriting, trading, research and sales, loan syndications, municipal securities trading and sales, and mergers and acquisitions advisory services are offered by Truist Securities, Inc. Cash management, loans and loan related products, foreign exchange, risk management products and services and agency services are offered by Truist Bank.