

Seminole County Board of
County Commissioners
Sanford, FL

Portfolio Performance Review
July 31, 2019



SUNTRUST
ROBINSON HUMPHREY

Grier Campbell
Director
Fixed Income Sales

404-926-5549
Grier.Campbell@suntrust.com

Mike Davis
Managing Director - Strategies
Fixed Income Strategies

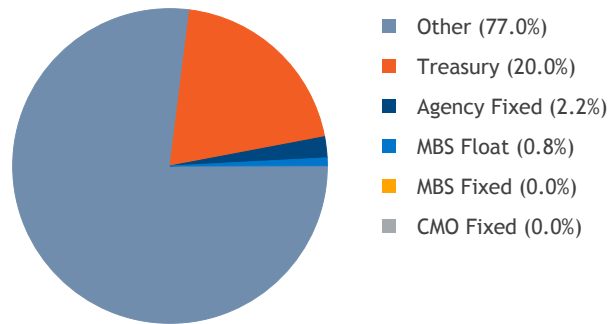
901-842-3824
Mike.Davis@suntrust.com

Strictly Private and Confidential

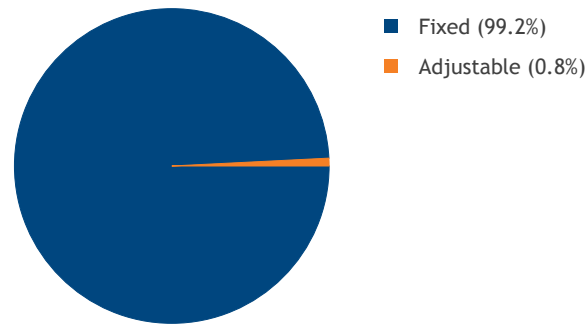
Section I Portfolio Overview..... 3
Section II Security Inventory Report..... 4
Disclaimer..... 9

Steven Jones
Vice President
Fixed Income Strategies

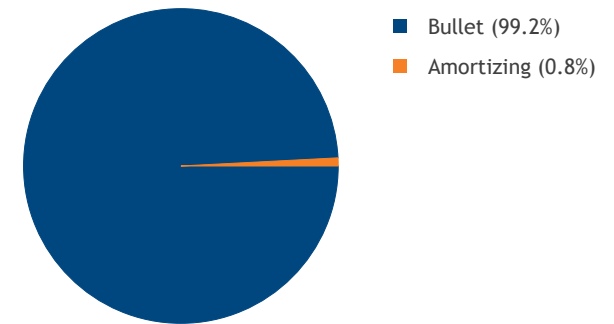
Sector Allocation



Coupon Type



Principal Type



Sector	Par Value	Book Value	Market Value	Gain (Loss)	AFS %	Book Yld (TE)	Average Life	Effective Duration	Effective Convexity	Price Vol. +300 Bps	Market Yld (TE)	3Mo CPR	
												Book Yld (TE)	Average Life
Agency Fixed	10,000,000	10,008,453	10,029,520	21,067	100%	2.38	0.73	0.73	0.01	(2.18)	2.09	2.38	0.73
MBS Fixed	138,565	142,774	142,109	(665)	100%	1.23	1.15	1.05	0.01	(3.10)	2.92	0.99	1.24
MBS Float	3,697,855	3,816,748	3,834,056	17,308	100%	3.10	4.26	0.91	0.28	(2.59)	2.98	2.94	6.56
CMO Fixed	964	988	981	(7)	100%	1.07	0.53	0.51	0.01	(1.50)	2.41	1.32	0.55
Treasury	93,000,000	92,186,562	93,337,969	1,151,407	100%	9.41	0.51	0.50	0.01	(1.47)	2.14	9.41	0.51
Other	357,483,032	357,483,032	357,483,032	-	100%	2.63	0.39	0.38	0.01	(1.11)	2.63	2.63	0.39
Totals/Averages	464,320,417	463,638,557	464,827,668	1,189,110	100%	3.98	0.45	0.42	0.01	(1.22)	2.52	3.97	0.47

#	CUSIP Sector	FAS 115 Description	Settle Date	Original Face Current Face	Coupon Maturity	Call Date Call Price	Call Type Effect Mat	WAL Base Eff Dur	Book Price Book Yld (TE)	Mkt Price Mkt Yield	Book Value Mkt Value	Gain/Loss Gain/Loss %
1	Agency Fixed	AFS Freddie Mac	05/01/2019	10,000,000	2.50	NA	Non-Callable	0.73	100.08	100.30	10,008,453	21,067
				10,000,000	2.50	-	04/23/2020	0.73	2.38	2.09	10,029,520	0.21%
				10,000,000	2.50	-	04/23/2020	0.73	2.38	2.09	10,008,453	21,067
Total: Agency Fixed				10,000,000	2.50	-	04/23/2020	0.73	100.08	100.30	10,029,520	0.21%
2	CMO Fixed	AFS FN 9156 M PAC1 Fix	10/19/1993	1,300,000	6.75	NA	Non-Callable	0.53	102.52	101.80	988	(7)
				964	6.75	-	06/25/2021	0.51	1.07	2.41	981	(0.71%)
				1,300,000	6.75	-	06/25/2021	0.53	102.52	101.80	988	(7)
Total: CMO Fixed				964	6.75	-	06/25/2021	0.51	1.07	2.41	981	(0.71%)
3	MBS Fixed	AFS GNJO 651758 5.0	07/18/2006	1,550,000	5.00	NA	Non-Callable	0.51	104.50	104.30	13,367	(26)
				12,792	5.00	-	04/15/2021	0.50	(3.98)	(3.64)	13,342	(0.19%)
4	MBS Fixed	AFS GNJO 520132 5.0	07/18/2006	1,646,693	5.00	NA	Non-Callable	0.65	101.51	100.50	18,266	(181)
				17,994	5.00	-	04/15/2021	0.63	2.37	3.92	18,085	(0.99%)
5	MBS Fixed	AFS GNJO 606276 5.0	07/18/2006	3,530,852	5.00	NA	Non-Callable	0.66	104.03	100.50	33,091	(1,123)
				31,809	5.00	-	05/15/2021	0.63	(1.36)	3.93	31,969	(3.39%)
6	MBS Fixed	AFS FGCI G12455 5.5	01/31/2007	5,130,000	5.50	NA	Non-Callable	0.65	102.83	101.47	41,509	(551)
				40,366	5.50	-	10/01/2021	0.63	0.84	2.90	40,958	(1.33%)
7	MBS Fixed	AFS G2SF 000978 8.5	09/21/1993	3,144,133	8.50	NA	Non-Callable	1.11	102.37	103.33	391	4
				382	8.50	-	03/20/2023	1.04	5.92	5.00	395	0.94%
8	MBS Fixed	AFS FGLMC D75482 6.5	07/25/2001	3,422,641	6.50	NA	Non-Callable	2.60	102.63	106.08	36,148	1,213
				35,221	6.50	-	05/01/2026	2.28	5.34	3.91	37,361	3.35%
Total: MBS Fixed				18,424,319	5.55	-	10/08/2022	1.15	103.04	102.61	142,774	(665)
				138,565	10/08/2022	-	10/08/2022	1.05	1.23	2.92	142,109	(0.47%)
9	MBS Float	AFS G2AR 008761 4.0	05/31/1995	2,400,000	4.00	NA	Non-Callable	0.78	99.62	100.06	2,393	11
				2,402	4.00	-	03/20/2021	0.66	4.21	3.60	2,404	0.45%
10	MBS Float	AFS G2AR 008992 3.6	06/22/1995	4,000,000	3.88	NA	Non-Callable	1.32	101.50	101.73	9,456	21
				9,316	3.88	-	06/20/2022	0.21	2.36	2.18	9,477	0.23%
11	MBS Float	AFS G2AR 008076 4.1	08/24/1995	1,530,000	4.13	NA	Non-Callable	1.54	99.96	100.34	3,801	14
				3,802	4.13	-	11/20/2022	0.81	3.74	3.48	3,815	0.38%
12	MBS Float	AFS FN99AR 205565 4.7	02/23/1998	1,050,738	4.78	NA	Non-Callable	1.55	102.37	101.55	19,273	(155)
				18,826	4.78	-	02/01/2023	0.45	2.53	3.06	19,118	(0.80%)
13	MBS Float	AFS G2AR 008457 3.7	07/22/1998	2,461,551	3.75	NA	Non-Callable	2.25	102.31	102.37	7,356	4
				7,190	3.75	-	07/20/2024	0.47	2.58	2.54	7,360	0.06%
14	MBS Float	AFS G2AR 008520 4.1	06/22/1995	2,022,030	4.13	NA	Non-Callable	2.31	102.47	102.69	7,605	17
				7,422	4.13	-	10/20/2024	0.93	2.57	2.47	7,622	0.22%
15	MBS Float	AFS FH99AR 785725 4.5	11/23/1999	2,000,000	4.53	NA	Non-Callable	2.74	103.36	102.30	6,880	(71)
				6,656	4.53	-	12/01/2026	0.36	2.76	3.16	6,809	(1.03%)
16	MBS Float	AFS FN99AR 443193 4.8	12/23/1998	3,500,000	4.84	NA	Non-Callable	2.46	104.08	102.67	16,783	(227)
				16,125	4.84	-	11/01/2027	0.43	2.51	3.10	16,556	(1.35%)

#	CUSIP Sector	FAS 115 Description	Settle Date	Original Face Current Face	Coupon Maturity	Call Date Call Price	Call Type Effect Mat	WAL Base Eff Dur	Book Price Book Yld (TE)	Mkt Price Mkt Yield	Book Value Mkt Value	Gain/Loss Gain/Loss %
17	MBS Float	36225CKE5 AFS G2AR 080292 3.6	10/25/1999	4,000,000 15,602	3.88 06/20/2029	NA -	Non-Callable 06/20/2029	3.83 0.32	100.22 3.55	101.14 3.28	15,636 15,779	143 0.92%
18	MBS Float	31295KN83 AFS FH99AR 786715 4.5	11/24/1999	1,856,783 26,264	4.50 07/01/2029	NA -	Non-Callable 07/01/2029	3.38 1.04	102.90 3.20	103.48 3.01	27,026 27,179	153 0.56%
19	MBS Float	31383K6X0 AFS FN99AR 505886 4.3	08/25/1999	3,000,000 18,873	4.51 07/01/2029	NA -	Non-Callable 07/01/2029	3.33 0.98	102.85 3.28	103.61 3.04	19,411 19,555	144 0.74%
20	MBS Float	31383NZU8 AFS FN99AR 508455 4.3	07/30/1999	3,560,767 47,644	4.51 08/01/2029	NA -	Non-Callable 08/01/2029	3.44 0.98	103.16 3.21	103.61 3.07	49,148 49,364	215 0.44%
21	MBS Float	31295KPW8 AFS FH99AR 786737 4.4	10/25/1999	4,000,000 937	4.50 09/01/2029	NA -	Non-Callable 09/01/2029	3.41 1.16	103.30 3.10	103.51 3.03	968 970	2 0.20%
22	MBS Float	31384VQU9 AFS FN99AR 535167 4.9	05/23/2001	5,721,120 29,907	4.90 01/01/2030	NA -	Non-Callable 01/01/2030	3.43 0.58	104.63 2.78	103.28 3.19	31,291 30,889	(403) (1.29%)
23	MBS Float	36225CNP7 AFS G2AR 080397 3.6	05/24/2000	4,000,000 14,764	3.88 04/20/2030	NA -	Non-Callable 04/20/2030	4.16 0.50	101.96 3.09	102.83 2.86	15,053 15,181	128 0.85%
24	MBS Float	36225CSM9 AFS G2AR 080523 3.7	08/23/2001	1,434,669 28,814	3.75 07/20/2031	NA -	Non-Callable 07/20/2031	4.38 0.62	101.33 3.31	102.02 3.14	29,198 29,395	197 0.67%
25	MBS Float	36225CSZ0 AFS G2AR 080535 3.7	08/23/2001	3,567,526 47,587	3.75 08/20/2031	NA -	Non-Callable 08/20/2031	4.40 0.65	103.41 2.79	103.67 2.73	49,211 49,336	125 0.25%
26	MBS Float	36225CTZ9 AFS G2AR 080567 4.0	02/25/2002	5,007,640 87,004	4.00 01/20/2032	NA -	Non-Callable 01/20/2032	4.43 1.31	101.40 3.32	102.00 3.17	88,224 88,740	517 0.59%
27	MBS Float	31391BC39 AFS FN99AR 661690 4.4	09/25/2002	5,000,000 113,529	4.42 09/01/2032	NA -	Non-Callable 09/01/2032	4.39 1.32	105.77 2.66	105.92 2.63	120,075 120,246	171 0.14%
28	MBS Float	31402KUQ5 AFS FN99AR 731491 4.6	09/30/2003	4,000,000 26,666	4.64 10/01/2033	NA -	Non-Callable 10/01/2033	4.06 1.20	104.38 3.06	104.53 3.02	27,834 27,874	41 0.15%
29	MBS Float	31404AE91 AFS FN99AR 762560 4.5	10/25/2004	3,980,910 126,093	4.52 11/01/2033	NA -	Non-Callable 11/01/2033	4.06 0.45	102.65 3.10	101.30 3.47	129,431 127,731	(1,700) (1.31%)
30	MBS Float	31404CMN7 AFS FN99AR 764565 3.9	11/23/2004	5,000,000 439,921	3.94 06/01/2034	NA -	Non-Callable 06/01/2034	4.12 0.58	103.38 2.60	104.43 2.33	454,779 459,418	4,639 1.02%
31	MBS Float	31405DVG9 AFS FN99AR 786415 4.2	10/24/2007	5,369,079 147,093	4.14 07/01/2034	NA -	Non-Callable 07/01/2034	4.16 1.02	100.53 3.62	101.36 3.39	147,877 149,100	1,223 0.83%
32	MBS Float	31349TWL1 AFS FH99AR 782451 4.7	07/24/2006	6,450,000 50,680	4.71 10/01/2034	NA -	Non-Callable 10/01/2034	4.28 0.60	105.30 2.86	105.24 2.87	53,364 53,337	(27) (0.05%)
33	MBS Float	31407FU24 AFS FN99AR 829601 4.5	10/24/2007	4,927,478 95,667	4.63 08/01/2035	NA -	Non-Callable 08/01/2035	4.31 1.14	106.20 2.75	106.75 2.61	101,596 102,123	527 0.52%
34	MBS Float	3128QJG26 AFS FH99AR 1G1117 4.4	11/21/2007	15,000,000 591,247	4.48 09/01/2035	NA -	Non-Callable 09/01/2035	4.36 1.26	103.61 2.91	103.84 2.85	612,603 613,929	1,326 0.22%
35	MBS Float	31408EQ39 AFS FN99AR 849274 4.3	08/23/2006	6,575,000 30,456	4.30 01/01/2036	NA -	Non-Callable 01/01/2036	4.34 0.55	101.60 3.14	101.45 3.17	30,944 30,898	(45) (0.15%)

#	CUSIP Sector	FAS 115 Description	Settle Date	Original Face Current Face	Coupon Maturity	Call Date Call Price	Call Type Effect Mat	WAL Base Eff Dur	Book Price Book Yld (TE)	Mkt Price Mkt Yield	Book Value Mkt Value	Gain/Loss Gain/Loss %
36	MBS Float	3128QLRC7 AFS FH99AR 1H2583 4.8	04/24/2007	4,000,000 51,931	4.88 01/01/2036	NA -	Non-Callable 01/01/2036	4.43 0.77	105.16 2.96	105.81 2.80	54,610 54,947	336 0.62%
37	MBS Float	31408G7J0 AFS FN99AR 851497 4.2	09/21/2006	3,050,000 71,738	4.05 02/01/2036	NA -	Non-Callable 02/01/2036	4.33 0.57	102.49 2.96	102.60 2.93	73,525 73,601	76 0.10%
38	MBS Float	31409UTA3 AFS FN99AR 879045 4.8	11/30/2006	10,395,108 255,385	4.87 03/01/2036	NA -	Non-Callable 03/01/2036	4.38 0.74	102.78 3.50	103.41 3.34	262,496 264,099	1,603 0.61%
39	MBS Float	31349T6B2 AFS FH99AR 782666 4.9	08/23/2006	5,030,473 203,420	4.94 04/01/2036	NA -	Non-Callable 04/01/2036	4.46 0.88	98.76 4.71	99.51 4.50	200,890 202,431	1,541 0.77%
40	MBS Float	31410AEP7 AFS FN99AR 883142 4.7	09/21/2006	12,075,102 447,476	4.73 06/01/2036	NA -	Non-Callable 06/01/2036	4.39 0.97	104.63 2.98	105.21 2.84	468,212 470,794	2,582 0.55%
41	MBS Float	3128JRQQ2 AFS FH99AR 847663 4.6	12/29/2006	10,000,000 190,338	4.65 11/01/2036	NA -	Non-Callable 11/01/2036	4.34 0.80	103.16 3.36	103.63 3.24	196,344 197,240	896 0.46%
42	MBS Float	3128NGF34 AFS FH99AR 1H1386 4.9	06/21/2007	5,000,000 88,989	4.92 03/01/2037	NA -	Non-Callable 03/01/2037	4.56 0.90	103.51 3.42	104.27 3.23	92,117 92,788	671 0.73%
43	MBS Float	3128QJ3C8 AFS FH99AR 1G1695 4.2	05/24/2007	10,000,000 106,958	4.26 04/01/2037	NA -	Non-Callable 04/01/2037	4.56 1.02	102.77 2.88	103.63 2.68	109,918 110,836	918 0.83%
44	MBS Float	31411VQ44 AFS FN99AR 915875 4.6	06/22/2007	5,000,000 136,740	4.64 05/01/2037	NA -	Non-Callable 05/01/2037	4.49 0.92	104.59 2.87	105.29 2.70	143,016 143,979	963 0.67%
45	MBS Float	31400L5H3 AFS FN99AR 691248 4.5	08/23/2007	2,000,000 499	4.51 05/01/2037	NA -	Non-Callable 05/01/2037	4.49 0.90	104.15 2.85	104.44 2.78	520 521	1 0.28%
46	MBS Float	31413B3Q2 AFS FN99AR 941007 4.4	08/10/2007	10,000,000 133,893	4.43 07/01/2037	NA -	Non-Callable 07/01/2037	4.51 1.02	102.98 3.19	103.53 3.05	137,886 138,616	730 0.53%
Total: MBS Float				187,965,974	4.48		02/08/2035	4.26	103.22	103.71	3,816,748	17,308
				3,697,855			02/08/2035	0.91	3.10	2.98	3,834,056	0.45%
47	Other	FLE190816 AFS FL PALM - 8/16/201	06/30/2019	10,362,881 10,362,881	2.84 08/16/2019	NA -	Non-Callable 08/16/2019	0.04 0.04	100.00 2.84	100.00 2.84	10,362,881 10,362,881	- -
48	Other	SunTrust SunTrust Premier C	07/31/2019	28,678 28,678	0.04 08/31/2019	NA -	Non-Callable 08/31/2019	0.08 0.09	100.00 0.04	100.00 0.04	28,678 28,678	- -
49	Other	QPD Ameris Bank Money Market QPD Ameris Bank Mo	07/31/2019	45,395,727 45,395,727	2.63 08/31/2019	NA -	Non-Callable 08/31/2019	0.08 0.09	100.00 2.63	100.00 2.63	45,395,727 45,395,727	- -
50	Other	FLCLASS AFS FLCLASS MM FUND	07/31/2019	5,289,204 5,289,204	2.47 08/31/2019	NA -	Non-Callable 08/31/2019	0.08 0.09	100.00 2.47	100.00 2.47	5,289,204 5,289,204	- -
51	Other	WELLSFARGO AFS WELLS FARGO SELECT	07/31/2019	1,869,056 1,869,056	2.28 08/31/2019	NA -	Non-Callable 08/31/2019	0.08 0.09	100.00 2.28	100.00 2.28	1,869,056 1,869,056	- -
52	Other	FLGITF AFS FLORIDA LOCAL GOVT	07/31/2019	5,135,169 5,135,169	2.43 08/31/2019	NA -	Non-Callable 08/31/2019	0.08 0.09	100.00 2.43	100.00 2.43	5,135,169 5,135,169	- -
53	Other	QPD City AFS QDP CITY NATIONAL	07/31/2019	44,031,091 44,031,091	2.63 08/31/2019	NA -	Non-Callable 08/31/2019	0.08 0.09	100.00 2.63	100.00 2.63	44,031,091 44,031,091	- -

#	CUSIP Sector	FAS 115 Description	Settle Date	Original Face Current Face	Coupon Maturity	Call Date Call Price	Call Type Effect Mat	WAL Base Eff Dur	Book Price Book Yld (TE)	Mkt Price Mkt Yield	Book Value Mkt Value	Gain/Loss Gain/Loss %
54	QPD FL Other	AFS QPD Synovus Money	07/31/2019	42,188,161 42,188,161	2.63 08/31/2019	NA -	Non-Callable 08/31/2019	0.08 0.09	100.00 2.63	100.00 2.63	42,188,161 42,188,161	-
55	SBAFLPRIME Other	AFS SBA/Florida Prime	07/31/2019	22,331,905 22,331,905	2.52 08/31/2019	NA -	Non-Callable 08/31/2019	0.08 0.09	100.00 2.52	100.00 2.52	22,331,905 22,331,905	-
56	QPD MM Other	AFS QPD BANK UNITED MO	07/31/2019	5,437,021 5,437,021	2.50 08/31/2019	NA -	Non-Callable 08/31/2019	0.08 0.09	100.00 2.50	100.00 2.50	5,437,021 5,437,021	-
57	QPD CITIZ Other	AFS QPD CITIZENS BANK	07/31/2019	10,362,598 10,362,598	2.63 08/31/2019	NA -	Non-Callable 08/31/2019	0.08 0.09	100.00 2.63	100.00 2.63	10,362,598 10,362,598	-
58	QPD CENT Other	AFS QPD CENTENNIAL BAN	07/31/2019	41,441,166 41,441,166	2.63 08/31/2019	NA -	Non-Callable 08/31/2019	0.08 0.09	100.00 2.63	100.00 2.63	41,441,166 41,441,166	-
59	FLE190910 Other	AFS FL PALM - 9/10/201	06/30/2019	10,183,370 10,183,370	2.91 09/10/2019	NA -	Non-Callable 09/10/2019	0.11 0.11	100.00 2.91	100.00 2.91	10,183,370 10,183,370	-
60	FLE190920 Other	AFS FL PALM - 9/20/201	06/30/2019	10,358,380 10,358,380	2.91 09/20/2019	NA -	Non-Callable 09/20/2019	0.14 0.14	100.00 2.91	100.00 2.91	10,358,380 10,358,380	-
61	FLE190920 Other	AFS FL PALM - 9/27/201	12/31/2018	10,131,907 10,131,907	2.66 09/27/2019	NA -	Non-Callable 09/27/2019	0.16 0.16	100.00 2.66	100.00 2.66	10,131,907 10,131,907	-
62	FLE190920 Other	AFS FL PALM - 10/11/20	12/31/2018	2,068,321 2,068,321	2.74 10/11/2019	NA -	Non-Callable 10/11/2019	0.20 0.20	100.00 2.74	100.00 2.74	2,068,321 2,068,321	-
63	FLE190920 Other	AFS FL PALM - 10/17/20	12/31/2018	5,175,927 5,175,927	2.77 10/17/2019	NA -	Non-Callable 10/17/2019	0.21 0.22	100.00 2.77	100.00 2.77	5,175,927 5,175,927	-
64	FLE190920 Other	AFS FL PALM - 10/24/20	03/28/2019	15,131,007 15,131,007	2.53 10/24/2019	NA -	Non-Callable 10/24/2019	0.23 0.23	100.00 2.53	100.00 2.53	15,131,007 15,131,007	-
65	FLE190920 Other	AFS FL PALM - 12/17/20	03/28/2019	10,338,932 10,338,932	2.57 12/17/2019	NA -	Non-Callable 12/17/2019	0.38 0.38	100.00 2.57	100.00 2.57	10,338,932 10,338,932	-
66	CDCityNat0520 Other	AFS CD - City National	05/31/2019	10,046,575 10,046,575	2.50 05/31/2020	NA -	Non-Callable 05/31/2020	0.83 0.84	100.00 2.50	100.00 2.50	10,046,575 10,046,575	-
67	CDSynov1120 Other	AFS CD - Synovus Bank	05/31/2019	20,087,090 20,087,090	2.60 11/30/2020	NA -	Non-Callable 11/30/2020	1.33 1.33	100.00 2.60	100.00 2.60	20,087,090 20,087,090	-
68	CD - Ameris 18 mth Other	AFS CD - Ameris Bank -	06/03/2019	10,000,000 10,000,000	2.52 12/03/2020	NA -	Non-Callable 12/03/2020	1.34 1.33	100.00 2.52	100.00 2.52	10,000,000 10,000,000	-
69	CDCent0522 Other	AFS CD - Centennial Ba	05/31/2019	20,088,866 20,088,866	2.70 05/31/2022	NA -	Non-Callable 05/31/2022	2.83 2.70	100.00 2.70	100.00 2.70	20,088,866 20,088,866	-
	Total: Other			357,483,032 357,483,032	2.63 12/19/2019			0.39 0.38	100.00 2.63	100.00 2.63	357,483,032 357,483,032	-
70	Treasury 9128282B5	AFS UNITED STATES TREA	08/02/2018	10,000,000 10,000,000	0.75 08/15/2019	NA -	Non-Callable 08/15/2019	0.04 0.04	98.41 39.71	99.94 2.25	9,840,625 9,993,750	153,125 1.56%
71	Treasury 9128282X7	AFS UNITED STATES TREA	09/27/2018	15,000,000 15,000,000	1.38 09/30/2019	NA -	Non-Callable 09/30/2019	0.17 0.17	98.75 9.08	99.86 2.22	14,812,500 14,978,907	166,407 1.12%

CUSIP #	FAS 115 Sector	Description	Settle Date	Original Face Current Face	Coupon Maturity	Call Date Call Price	Call Type Effect Mat	WAL Base Eff Dur	Book Price Book Yld (TE)	Mkt Price Mkt Yield	Book Value Mkt Value	Gain/Loss Gain/Loss %
912828F62	Treasury	AFS UNITED STATES TREA	07/05/2018	10,000,000	1.50	NA	Non-Callable	0.25	98.75	99.83	9,875,000	107,812
72	Treasury	AFS UNITED STATES TREA	07/05/2018	10,000,000	1.50	-	10/31/2019	0.25	6.61	2.19	9,982,812	1.09%
912828U32	Treasury	AFS UNITED STATES TREA	08/02/2018	10,000,000	1.00	NA	Non-Callable	0.29	98.14	99.69	9,814,062	154,688
73	Treasury	AFS UNITED STATES TREA	08/02/2018	10,000,000	1.00	-	11/15/2019	0.30	7.52	2.08	9,968,750	1.58%
912828U73	Treasury	AFS UNITED STATES TREA	09/05/2018	10,000,000	1.38	NA	Non-Callable	0.38	98.44	99.73	9,843,750	129,688
74	Treasury	AFS UNITED STATES TREA	09/05/2018	10,000,000	1.38	-	12/15/2019	0.38	5.63	2.09	9,973,438	1.32%
912828H52	Treasury	AFS UNITED STATES TREA	10/31/2018	10,000,000	1.25	NA	Non-Callable	0.50	98.18	99.56	9,817,578	138,672
75	Treasury	AFS UNITED STATES TREA	10/31/2018	10,000,000	1.25	-	01/31/2020	0.51	4.99	2.13	9,956,250	1.41%
912828J84	Treasury	AFS UNITED STATES TREA	09/27/2018	10,000,000	1.38	NA	Non-Callable	0.67	97.97	99.52	9,796,875	154,687
76	Treasury	AFS UNITED STATES TREA	09/27/2018	10,000,000	1.38	-	03/31/2020	0.67	4.50	2.11	9,951,562	1.58%
9128284J6	Treasury	AFS UNITED STATES TREA	12/19/2018	10,000,000	2.38	NA	Non-Callable	0.75	99.56	100.19	9,956,250	62,500
77	Treasury	AFS UNITED STATES TREA	12/19/2018	10,000,000	2.38	-	04/30/2020	0.75	2.97	2.12	10,018,750	0.63%
912828X96	Treasury	AFS UNITED STATES TREA	12/19/2018	5,000,000	1.50	NA	Non-Callable	0.79	98.35	99.53	4,917,578	58,984
78	Treasury	AFS UNITED STATES TREA	12/19/2018	5,000,000	1.50	-	05/15/2020	0.80	3.63	2.10	4,976,563	1.20%
912810EP9	Treasury	AFS UNITED STATES TREA	09/10/1993	3,000,000	7.13	NA	Non-Callable	3.54	117.08	117.91	3,512,344	24,844
79	Treasury	AFS UNITED STATES TREA	09/10/1993	3,000,000	7.13	-	02/15/2023	3.11	2.10	1.88	3,537,188	0.71%
Total: Treasury				93,000,000	1.60			0.51	99.13	100.47	92,186,562	1,151,407
Total				93,000,000	02/02/2020		02/02/2020	0.50	9.41	2.14	93,337,969	1.25%
				668,173,325	2.44			0.45	99.85	100.11	463,638,557	1,189,110
Total				464,320,417	02/15/2020		02/15/2020	0.42	3.98	2.52	464,827,668	0.26%

This presentation is for informational purposes only and is being furnished on a confidential basis. By accepting this information, the recipient agrees that it will use the information only to evaluate its potential interest in the strategies described herein and for no other purpose and will not divulge any such information to any other party.

This presentation does not constitute a commitment to lend money, underwrite any proposed transaction, purchase securities or other assets, provide financing, arrange financing, or provide any other services. SunTrust Robinson Humphrey, Inc. and its representatives and affiliates make no representation and have given you no advice concerning the appropriate regulatory treatment, accounting treatment, or possible tax consequences of the proposed transactions described herein. Prior to entering into any proposed transaction, you should determine, without reliance upon SunTrust Robinson Humphrey, Inc. or its representatives or affiliates, the economic risks and merits, as well as the legal, tax, and accounting characteristics and consequences, of the transaction, and that you are able to assume these risks. These materials should not be relied upon for the maintenance of your books and records or for any tax, accounting, legal or other purposes.

All materials, including proposed terms and conditions, are indicative and for discussion purposes only. Finalized terms and conditions are subject to further discussion and negotiation and will be evidenced by a formal written agreement. Except as required by applicable law, we make no representation or warranty, express or implied, to you or to any person as to the content of the information contained herein. Opinions expressed herein are current opinions only as of the date indicated. Any historical price(s) or value(s) are also only as of the date indicated. We are under no obligation to update opinions or other information.

In connection with Treasury Regulation Section 1.6011-4, it is our mutual intent that the tax structure and tax treatment of the transactions contemplated by this presentation are not confidential and that notwithstanding anything herein to the contrary that each of us (and our employees, representatives and agents) may disclose to any and all persons, without limitation of any kind, the tax structure and tax treatment of the transactions contemplated herein.

SunTrust Robinson Humphrey, Inc. (“STRH”) is not recommending an action to you as a municipal entity or obligated person. STRH is not acting as an advisor to you and does not owe a fiduciary duty pursuant to Section 15B of the Exchange Act to you with respect to the information and material contained in this communication. STRH is acting for its own interests. You should discuss any information and material contained in this communication with any and all internal or external advisors and experts that you deem appropriate before acting on this information or material. This information provided “as-is” and “where-is”, and STRH makes no representation or warranty of any kind, express or implied, with respect to the selection, design, functionality, or operation of the information in this file, and makes no implied warranty of merchantability or fitness for a particular purpose, and specifically disclaims any implied warranty with respect thereto.

The information in this presentation is necessarily based upon information provided by you, and market, economic, and other conditions and assumptions. STRH assumes no obligation, and does not intend to, update the file to reflect any changes in such information, conditions or assumptions.

The information in this presentation is illustrative and is not intended to predict actual results, which may differ substantially from those reflected in this presentation. This presentation is based on mathematical models that use inputs and assumptions to calculate results. You should understand the assumptions and evaluate whether they are appropriate for your purposes. As with all models, results may vary significantly depending upon the value of the model’s inputs and assumptions, which may or may not be stated. Any interest rates or transactional terms used herein are hypothetical and take into consideration conditions in today’s market and other factual information. This presentation is for informational purposes only and is being furnished on a confidential basis.

This presentation does not constitute a commitment to lend money, underwrite any proposed transaction, purchase securities or other assets, provide financing, arrange financing, or provide any other services. SunTrust and its representatives and affiliates make no representation and have given you no advice concerning the appropriate regulatory treatment, accounting treatment, or possible tax consequences of the proposed transactions described herein. Prior to entering into any proposed transaction, you should determine, without reliance upon SunTrust or its representatives or affiliates, the economic risks and merits, as well as the legal, tax, and accounting characteristics and consequences, of the transaction, and that you are able to assume these risks. These materials should not be relied upon for the maintenance of your books and records or for any tax, accounting, legal or other purposes.

Any historical price(s) or value(s) are also only as of the date indicated. We are under no obligation to update opinions or other information.

Nothing in this document constitutes a “Research Report” within the meaning of CFTC Regulation 23.605(a)(9). If this document references a Swap, this document constitutes a solicitation within the meaning of CFTC Regulation 23.605(a)(9)(v) to potentially enter into a derivatives transaction upon satisfaction of all applicable legal requirements.

SunTrust Robinson Humphrey is the trade name for the corporate and investment banking services of SunTrust Banks, Inc. and its subsidiaries, including SunTrust Robinson Humphrey, Inc., member, FINRA and SIPC. Debt and equity underwriting, trading, research and sales, loan syndications, municipal securities trading and sales, and mergers and acquisitions advisory services are offered by SunTrust Robinson Humphrey, Inc. Cash management, loans and loan related products, foreign exchange, risk management products and services and agency services are offered by SunTrust Bank.