

Seminole County Board of  
County Commissioners  
Sanford, FL

Portfolio Performance Review  
December 31, 2019



**SUNTRUST**  
**ROBINSON HUMPHREY**

Grier Campbell  
Director  
Fixed Income Sales

*404-926-5549*  
*Grier.Campbell@suntrust.com*

Mike Davis  
Managing Director - Strategies  
Fixed Income Strategies

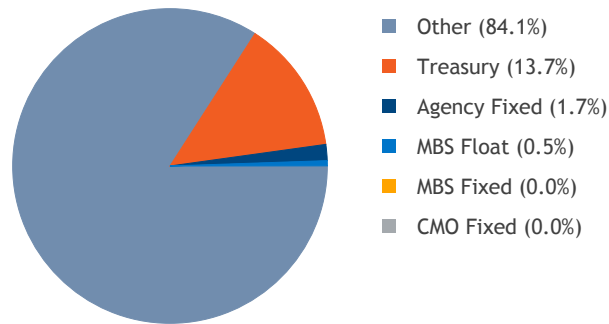
*901-842-3824*  
*Mike.Davis@suntrust.com*

Strictly Private and Confidential

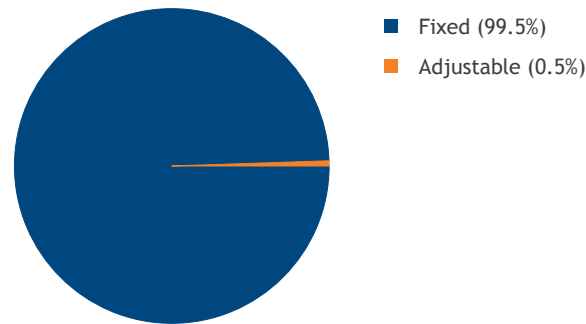
Section I Portfolio Overview..... 3  
Section II Security Inventory Report..... 4  
Disclaimer..... 9

Steven Jones  
Vice President  
Fixed Income Strategies

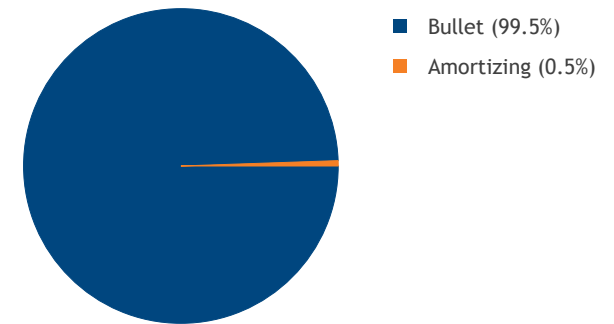
Sector Allocation



Coupon Type



Principal Type



Sector	Par Value	Book Value	Market Value	Gain (Loss)	AFS %	Book Yld (TE)	Average Life	Effective Duration	Effective Convexity	Price Vol. +300 Bps	Market Yld (TE)	3Mo CPR	
												Book Yld (TE)	Average Life
Agency Fixed	10,000,000	10,034,630	10,026,690	(7,940)	100%	1.39	0.31	0.32	0.00	(0.94)	1.64	1.39	0.31
MBS Fixed	85,389	88,410	88,014	(396)	100%	2.27	1.29	1.18	0.02	(3.43)	3.00	2.02	1.44
MBS Float	3,205,281	3,327,256	3,322,326	(4,931)	100%	2.50	3.90	0.81	0.22	(2.08)	2.55	2.23	5.77
CMO Fixed	589	599	596	(3)	100%	0.41	0.34	0.33	0.00	(0.98)	1.74	0.86	0.37
Treasury	83,000,000	83,905,741	84,024,999	119,257	100%	2.06	1.03	1.01	0.02	(2.97)	1.63	2.06	1.03
Other	508,843,986	508,843,986	508,843,986	-	100%	1.95	0.39	0.39	0.01	(1.14)	1.95	1.95	0.39
<b>Totals/Averages</b>	<b>605,135,244</b>	<b>606,200,622</b>	<b>606,306,610</b>	<b>105,988</b>	<b>100%</b>	<b>1.96</b>	<b>0.50</b>	<b>0.48</b>	<b>0.01</b>	<b>(1.39)</b>	<b>1.91</b>	<b>1.96</b>	<b>0.51</b>

#	CUSIP Sector	FAS 115 Description	Settle Date	Original Face Current Face	Coupon Maturity	Call Date Call Price	Call Type Effect Mat	WAL Base Eff Dur	Book Price Book Yld (TE)	Mkt Price Mkt Yield	Book Value Mkt Value	Gain/Loss Gain/Loss %
1	Agency Fixed	AFS Freddie Mac	05/01/2019	10,000,000	2.50	NA	Non-Callable	0.31	100.35	100.27	10,034,630	(7,940)
				10,000,000	04/23/2020	-	04/23/2020	0.32	1.39	1.64	10,026,690	(0.08%)
				10,000,000	04/23/2020	04/23/2020	0.31	100.35	100.27	10,034,630	(7,940)	
<b>Total: Agency Fixed</b>				<b>10,000,000</b>	<b>2.50</b>			<b>0.32</b>	<b>1.39</b>	<b>1.64</b>	<b>10,026,690</b>	<b>(0.08%)</b>
2	CMO Fixed	AFS FN 9156 M PAC1 Fix	10/19/1993	1,300,000	6.75	NA	Non-Callable	0.34	101.73	101.24	599	(3)
				589	06/25/2021	-	06/25/2021	0.33	0.41	1.74	596	(0.47%)
				1,300,000	6.75			0.34	101.73	101.24	599	(3)
<b>Total: CMO Fixed</b>				<b>589</b>	<b>06/25/2021</b>			<b>0.33</b>	<b>0.41</b>	<b>1.74</b>	<b>596</b>	<b>(0.47%)</b>
3	MBS Fixed	AFS GNJO 651758 5.0	07/18/2006	1,550,000	5.00	NA	Non-Callable	0.43	102.14	101.15	6,399	(62)
				6,265	04/15/2021	-	04/15/2021	0.41	(0.37)	1.85	6,337	(0.96%)
4	MBS Fixed	AFS GNJO 520132 5.0	07/18/2006	1,646,693	5.00	NA	Non-Callable	0.46	101.70	101.01	12,858	(88)
				12,643	04/15/2021	-	04/15/2021	0.45	0.92	2.39	12,770	(0.69%)
5	MBS Fixed	AFS GNJO 606276 5.0	07/18/2006	3,530,852	5.00	NA	Non-Callable	0.54	101.66	101.01	7,522	(48)
				7,399	05/15/2021	-	05/15/2021	0.52	1.57	2.76	7,473	(0.64%)
6	MBS Fixed	AFS FGCI G12455 5.5	01/31/2007	5,130,000	5.50	NA	Non-Callable	0.52	101.71	101.34	25,856	(93)
				25,421	10/01/2021	-	10/01/2021	0.50	1.79	2.47	25,762	(0.36%)
7	MBS Fixed	AFS G2SF 000978 8.5	09/21/1993	3,144,133	8.50	NA	Non-Callable	0.92	103.61	100.25	328	(11)
				317	03/20/2023	-	03/20/2023	0.86	3.99	7.80	318	(3.24%)
8	MBS Fixed	AFS FGLMC D75482 6.5	07/25/2001	3,422,641	6.50	NA	Non-Callable	2.48	106.30	106.02	35,447	(94)
				33,345	05/01/2026	-	05/01/2026	2.23	3.71	3.82	35,354	(0.26%)
<b>Total: MBS Fixed</b>				<b>18,424,319</b>	<b>5.76</b>			<b>1.29</b>	<b>103.54</b>	<b>103.13</b>	<b>88,410</b>	<b>(396)</b>
				<b>85,389</b>	<b>06/18/2023</b>			<b>1.18</b>	<b>2.27</b>	<b>3.00</b>	<b>88,014</b>	<b>(0.45%)</b>
9	MBS Float	AFS G2AR 008761 4.0	05/31/1995	2,400,000	4.00	NA	Non-Callable	0.54	100.11	99.88	1,284	(3)
				1,283	03/20/2021	-	03/20/2021	0.43	3.22	3.63	1,281	(0.23%)
10	MBS Float	AFS G2AR 008992 3.8	06/22/1995	4,000,000	3.88	NA	Non-Callable	1.13	101.76	101.60	7,990	(13)
				7,852	06/20/2022	-	06/20/2022	0.76	1.82	1.95	7,977	(0.16%)
11	MBS Float	AFS G2AR 008076 4.1	08/24/1995	1,530,000	4.13	NA	Non-Callable	1.36	100.07	99.82	3,043	(7)
				3,041	11/20/2022	-	11/20/2022	0.65	3.14	3.32	3,036	(0.25%)
12	MBS Float	AFS G2AR 008457 3.2	07/22/1998	2,461,551	3.25	NA	Non-Callable	2.07	102.28	102.30	6,198	1
				6,060	07/20/2024	-	07/20/2024	0.94	1.92	1.91	6,199	0.02%
13	MBS Float	AFS G2AR 008520 4.1	06/22/1995	2,022,030	4.13	NA	Non-Callable	2.16	102.60	102.34	6,652	(17)
				6,483	10/20/2024	-	10/20/2024	0.75	1.93	2.05	6,635	(0.26%)
14	MBS Float	AFS FH99AR 785725 4.1	11/23/1999	2,000,000	4.15	NA	Non-Callable	2.86	102.25	102.45	6,459	13
				6,317	12/01/2026	-	12/01/2026	0.87	2.89	2.81	6,472	0.20%
15	MBS Float	AFS FN99AR 443193 4.8	12/23/1998	3,500,000	3.84	NA	Non-Callable	2.51	102.58	102.39	15,631	(28)
				15,238	11/01/2027	-	11/01/2027	0.96	2.67	2.74	15,603	(0.18%)
16	MBS Float	AFS G2AR 080292 3.8	10/25/1999	4,000,000	3.88	NA	Non-Callable	3.70	101.23	101.15	15,110	(12)
				14,926	06/20/2029	-	06/20/2029	1.12	2.89	2.91	15,098	(0.08%)

#	CUSIP Sector	FAS 115 Description	Settle Date	Original Face Current Face	Coupon Maturity	Call Date Call Price	Call Type Effect Mat	WAL Base Eff Dur	Book Price Book Yld (TE)	Mkt Price Mkt Yield	Book Value Mkt Value	Gain/Loss Gain/Loss %
17	MBS Float	31383K6X0 AFS FN99AR 505886 4.5	08/25/1999	3,000,000 18,264	4.51 07/01/2029	NA -	Non-Callable 07/01/2029	3.11 0.58	103.70 2.54	103.60 2.57	18,940 18,922	(18) (0.10%)
18	MBS Float	31295KN83 AFS FH99AR 786715 4.5	11/24/1999	1,856,783 25,245	4.50 07/01/2029	NA -	Non-Callable 07/01/2029	3.26 0.66	103.59 2.55	103.51 2.58	26,151 26,130	(21) (0.08%)
19	MBS Float	31383NZU8 AFS FN99AR 508455 4.5	07/30/1999	3,560,767 46,107	4.51 08/01/2029	NA -	Non-Callable 08/01/2029	3.12 0.59	103.70 2.54	103.60 2.57	47,813 47,767	(45) (0.10%)
20	MBS Float	31295KPW8 AFS FH99AR 786737 4.2	10/25/1999	4,000,000 891	4.25 09/01/2029	NA -	Non-Callable 09/01/2029	3.88 0.84	104.35 2.61	104.36 2.61	930 930	- 0.01%
21	MBS Float	31384VQU9 AFS FN99AR 535167 4.9	05/23/2001	5,721,120 28,979	4.90 01/01/2030	NA -	Non-Callable 01/01/2030	3.45 1.10	103.21 2.73	102.91 2.82	29,908 29,823	(85) (0.29%)
22	MBS Float	36225CNP7 AFS G2AR 080397 3.8	05/24/2000	4,000,000 12,601	3.88 04/20/2030	NA -	Non-Callable 04/20/2030	4.03 1.29	102.68 2.52	102.82 2.48	12,939 12,957	18 0.14%
23	MBS Float	36225CSM9 AFS G2AR 080523 3.2	08/23/2001	1,434,669 27,948	3.25 07/20/2031	NA -	Non-Callable 07/20/2031	4.22 1.14	101.97 2.59	101.72 2.65	28,498 28,429	(69) (0.24%)
24	MBS Float	36225CSZ0 AFS G2AR 080535 3.2	08/23/2001	3,567,526 46,028	3.25 08/20/2031	NA -	Non-Callable 08/20/2031	4.01 1.16	103.63 2.12	103.72 2.10	47,698 47,738	41 0.09%
25	MBS Float	36225CTZ9 AFS G2AR 080567 4.0	02/25/2002	5,007,640 76,960	4.00 01/20/2032	NA -	Non-Callable 01/20/2032	4.27 1.05	102.02 2.69	101.70 2.77	78,516 78,265	(251) (0.32%)
26	MBS Float	31391BC39 AFS FN99AR 661690 4.1	09/25/2002	5,000,000 110,162	4.11 09/01/2032	NA -	Non-Callable 09/01/2032	4.27 0.94	106.10 2.20	106.12 2.19	116,884 116,898	14 0.01%
27	MBS Float	31402KUQ5 AFS FN99AR 731491 4.2	09/30/2003	4,000,000 26,122	4.26 10/01/2033	NA -	Non-Callable 10/01/2033	4.22 0.91	104.72 2.67	104.74 2.66	27,354 27,361	7 0.03%
28	MBS Float	31404AE91 AFS FN99AR 762560 3.5	10/25/2004	3,980,910 31,856	3.52 11/01/2033	NA -	Non-Callable 11/01/2033	4.75 0.93	101.85 3.14	101.68 3.18	32,445 32,392	(53) (0.16%)
29	MBS Float	31404CMN7 AFS FN99AR 764565 3.3	11/23/2004	5,000,000 430,345	3.30 06/01/2034	NA -	Non-Callable 06/01/2034	3.84 0.74	104.37 1.96	104.09 2.03	449,169 447,928	(1,241) (0.28%)
30	MBS Float	31405DVG9 AFS FN99AR 786415 4.1	10/24/2007	5,369,079 73,577	4.16 07/01/2034	NA -	Non-Callable 07/01/2034	3.35 0.62	101.67 3.01	101.00 3.23	74,809 74,316	(493) (0.66%)
31	MBS Float	31349TWL1 AFS FH99AR 782451 4.0	07/24/2006	6,450,000 38,925	4.04 10/01/2034	NA -	Non-Callable 10/01/2034	4.18 1.08	105.30 2.42	105.33 2.41	40,986 41,001	15 0.04%
32	MBS Float	31407FU24 AFS FN99AR 829601 4.6	10/24/2007	4,927,478 94,041	4.63 08/01/2035	NA -	Non-Callable 08/01/2035	4.08 0.80	106.87 2.10	106.79 2.11	100,497 100,427	(70) (0.07%)
33	MBS Float	3128QJG26 AFS FH99AR 1G1117 3.9	11/21/2007	15,000,000 543,351	3.98 09/01/2035	NA -	Non-Callable 09/01/2035	3.52 0.92	103.99 2.42	103.95 2.43	565,029 564,790	(239) (0.04%)
34	MBS Float	31408EQ39 AFS FN99AR 849274 3.8	08/23/2006	6,575,000 29,923	3.82 01/01/2036	NA -	Non-Callable 01/01/2036	4.60 0.72	101.36 3.02	101.43 3.01	30,330 30,350	20 0.07%
35	MBS Float	3128QLRC7 AFS FH99AR 1H2583 4.6	04/24/2007	4,000,000 49,010	4.68 01/01/2036	NA -	Non-Callable 01/01/2036	3.42 0.74	105.78 2.01	105.84 1.99	51,845 51,873	29 0.06%

#	CUSIP Sector	FAS 115 Description	Settle Date	Original Face Current Face	Coupon Maturity	Call Date Call Price	Call Type Effect Mat	WAL Base Eff Dur	Book Price Book Yld (TE)	Mkt Price Mkt Yield	Book Value Mkt Value	Gain/Loss Gain/Loss %
36	MBS Float	31408G7J0 AFS FN99AR 851497 3.8	09/21/2006	3,050,000 70,502	3.82 02/01/2036	NA -	Non-Callable 02/01/2036	4.35 0.48	102.58 2.64	102.63 2.63	72,321 72,353	32 0.04%
37	MBS Float	31409UTA3 AFS FN99AR 879045 4.8	11/30/2006	10,395,108 249,898	4.87 03/01/2036	NA -	Non-Callable 03/01/2036	4.30 1.18	103.37 2.84	103.11 2.90	258,328 257,680	(648) (0.25%)
38	MBS Float	31349T6B2 AFS FH99AR 782666 4.9	08/23/2006	5,030,473 200,258	4.94 04/01/2036	NA -	Non-Callable 04/01/2036	3.76 0.45	99.54 4.04	99.39 4.08	199,340 199,039	(301) (0.15%)
39	MBS Float	31410AEP7 AFS FN99AR 883142 4.7	09/21/2006	12,075,102 348,357	4.74 06/01/2036	NA -	Non-Callable 06/01/2036	4.28 0.65	105.21 2.57	104.96 2.63	366,491 365,634	(857) (0.23%)
40	MBS Float	3128JRQQ2 AFS FH99AR 847663 4.1	12/29/2006	10,000,000 115,655	4.17 11/01/2036	NA -	Non-Callable 11/01/2036	5.92 1.13	103.49 3.08	103.69 3.04	119,697 119,926	229 0.19%
41	MBS Float	3128NGF34 AFS FH99AR 1H1386 4.9	06/21/2007	5,000,000 79,191	4.94 03/01/2037	NA -	Non-Callable 03/01/2037	4.14 0.60	104.27 2.67	104.09 2.72	82,575 82,428	(147) (0.18%)
42	MBS Float	3128QJ3C8 AFS FH99AR 1G1695 4.2	05/24/2007	10,000,000 103,582	4.25 04/01/2037	NA -	Non-Callable 04/01/2037	3.68 0.71	103.62 2.25	103.40 2.31	107,329 107,108	(221) (0.21%)
43	MBS Float	31411VQ44 AFS FN99AR 915875 4.6	06/22/2007	5,000,000 134,712	4.64 05/01/2037	NA -	Non-Callable 05/01/2037	1.92 0.61	105.27 0.93	105.05 1.03	141,811 141,517	(294) (0.21%)
44	MBS Float	31413B3Q2 AFS FN99AR 941007 4.4	08/10/2007	10,000,000 131,591	4.43 07/01/2037	NA -	Non-Callable 07/01/2037	4.69 0.68	103.55 2.86	103.38 2.89	136,259 136,042	(218) (0.16%)
<b>Total: MBS Float</b>				<b>184,915,236</b>	<b>4.22</b>	<b>03/04/2035</b>	<b>03/04/2035</b>	<b>3.90</b>	<b>103.81</b>	<b>103.68</b>	<b>3,327,256</b>	<b>(4,931)</b>
45	Other	FLCLASS AFS FLCLASS MM FUND	12/31/2019	5,335,413 5,335,413	1.80 01/31/2020	NA -	Non-Callable 01/31/2020	0.08 0.09	100.00 1.80	100.00 1.80	5,335,413 5,335,413	- -
46	Other	AQP Axiom Bank MM AFS QPD Axiom Bank Mon	12/31/2019	5,029,478 5,029,478	2.13 01/31/2020	NA -	Non-Callable 01/31/2020	0.08 0.09	100.00 2.13	100.00 2.13	5,029,478 5,029,478	- -
47	Other	QPD Ameris Bank Money Market AFS QPD Ameris Bank Mo	12/31/2019	30,744,609 30,744,609	1.88 01/31/2020	NA -	Non-Callable 01/31/2020	0.08 0.09	100.00 1.88	100.00 1.88	30,744,609 30,744,609	- -
48	Other	SunTrust AFS SunTrust Premier C	12/31/2019	147,910 147,910	0.04 01/31/2020	NA -	Non-Callable 01/31/2020	0.08 0.09	100.00 0.04	100.00 0.04	147,910 147,910	- -
49	Other	FLGITF AFS Florida Trust - Da	12/31/2019	5,178,144 5,178,144	1.73 01/31/2020	NA -	Non-Callable 01/31/2020	0.08 0.09	100.00 1.73	100.00 1.73	5,178,144 5,178,144	- -
50	Other	WELLSFARGO AFS WELLS FARGO SELECT	12/31/2019	1,883,199 1,883,199	1.56 01/31/2020	NA -	Non-Callable 01/31/2020	0.08 0.09	100.00 1.56	100.00 1.56	1,883,199 1,883,199	- -
51	Other	QPD City AFS QPD CITY NATIONAL	12/31/2019	44,415,493 44,415,493	1.87 01/31/2020	NA -	Non-Callable 01/31/2020	0.08 0.09	100.00 1.87	100.00 1.87	44,415,493 44,415,493	- -
52	Other	QPD FL AFS QPD Synovus Money	12/31/2019	42,557,080 42,557,080	1.85 01/31/2020	NA -	Non-Callable 01/31/2020	0.08 0.09	100.00 1.85	100.00 1.85	42,557,080 42,557,080	- -
53	Other	SBAFLPRIME AFS SBA/Florida Prime	12/31/2019	168,899,342 168,899,342	1.83 01/31/2020	NA -	Non-Callable 01/31/2020	0.08 0.09	100.00 1.83	100.00 1.83	168,899,342 168,899,342	- -

#	CUSIP Sector	FAS 115 Description	Settle Date	Original Face Current Face	Coupon Maturity	Call Date Call Price	Call Type Effect Mat	WAL Base Eff Dur	Book Price Book Yld (TE)	Mkt Price Mkt Yield	Book Value Mkt Value	Gain/Loss Gain/Loss %
54	QPD MM Other	AFS QPD BANK UNITED MO	12/31/2019	5,482,879 5,482,879	1.74 01/31/2020	NA -	Non-Callable 01/31/2020	0.08 0.09	100.00 1.74	100.00 1.74	5,482,879 5,482,879	-
55	QPD CITIZ Other	AFS QPD CITIZENS BANK	12/31/2019	10,449,778 10,449,778	1.76 01/31/2020	NA -	Non-Callable 01/31/2020	0.08 0.09	100.00 1.76	100.00 1.76	10,449,778 10,449,778	-
56	QPD CENT Other	AFS QPD CENTENNIAL BAN	12/31/2019	41,803,841 41,803,841	1.85 01/31/2020	NA -	Non-Callable 01/31/2020	0.08 0.09	100.00 1.85	100.00 1.85	41,803,841 41,803,841	-
57	FLE190920 Other	AFS FL PALM - 04/15/20	08/14/2019	6,044,295 6,044,295	1.93 04/15/2020	NA -	Non-Callable 04/15/2020	0.29 0.29	100.00 1.93	100.00 1.93	6,044,295 6,044,295	-
58	FLE190920 Other	AFS FL PALM - 04/15/20	08/14/2019	9,066,442 9,066,442	1.93 04/15/2020	NA -	Non-Callable 04/15/2020	0.29 0.29	100.00 1.93	100.00 1.93	9,066,442 9,066,442	-
59	FLE190920 Other	AFS FL PALM - 5/12/20	03/28/2019	10,009,984 10,009,984	1.74 05/12/2020	NA -	Non-Callable 05/12/2020	0.37 0.37	100.00 1.74	100.00 1.74	10,009,984 10,009,984	-
60	CDCityNat0520 Other	AFS CD - City National	05/31/2019	10,147,260 10,147,260	2.50 05/31/2020	NA -	Non-Callable 05/31/2020	0.42 0.42	100.00 2.50	100.00 2.50	10,147,260 10,147,260	-
61	FLE190920 Other	AFS FL PALM - 7/17/202	10/17/2019	15,269,985 15,269,985	1.80 07/17/2020	NA -	Non-Callable 07/17/2020	0.55 0.55	100.00 1.80	100.00 1.80	15,269,985 15,269,985	-
62	FLE190920 Other	AFS FL PALM - 8/7/2020	10/07/2019	5,036,009 5,036,009	1.91 08/07/2020	NA -	Non-Callable 08/07/2020	0.60 0.60	100.00 1.91	100.00 1.91	5,036,009 5,036,009	-
63	FLE190920 Other	AFS FL PALM - 8/10/202	10/07/2019	10,446,081 10,446,081	1.77 08/10/2020	NA -	Non-Callable 08/10/2020	0.61 0.61	100.00 1.77	100.00 1.77	10,446,081 10,446,081	-
64	CDSynov1120 Other	AFS CD - Synovus Bank	05/31/2019	20,307,201 20,307,201	2.60 11/30/2020	NA -	Non-Callable 11/30/2020	0.92 0.92	100.00 2.60	100.00 2.60	20,307,201 20,307,201	-
65	CD - Ameris 18 mth Other	AFS CD - Ameris Bank -	06/03/2019	10,127,142 10,127,142	2.52 12/03/2020	NA -	Non-Callable 12/03/2020	0.93 0.92	100.00 2.52	100.00 2.52	10,127,142 10,127,142	-
66	CD - Axiom Bank Other	AFS CD - Axiom Bank -	09/25/2019	20,107,490 20,107,490	2.15 09/25/2021	NA -	Non-Callable 09/25/2021	1.74 1.72	100.00 2.15	100.00 2.15	20,107,490 20,107,490	-
67	CDCent0522 Other	AFS CD - Centennial Ba	05/31/2019	20,317,259 20,317,259	2.70 05/31/2022	NA -	Non-Callable 05/31/2022	2.42 2.32	100.00 2.70	100.00 2.70	20,317,259 20,317,259	-
68	CD - Axiom Bank 36 Other	AFS CD - Axiom Bank -	10/23/2019	10,037,672 10,037,672	2.25 10/23/2022	NA -	Non-Callable 10/23/2022	2.81 2.70	100.00 2.25	100.00 2.25	10,037,672 10,037,672	-
<b>Total: Other</b>				<b>508,843,986</b>	<b>1.95</b>			<b>0.39</b>	<b>100.00</b>	<b>100.00</b>	<b>508,843,986</b>	<b>-</b>
69	912828H52 Treasury	AFS UNITED STATES TREA	10/31/2018	10,000,000 10,000,000	1.25 01/31/2020	NA -	Non-Callable 01/31/2020	0.08 0.09	99.78 3.84	99.95 1.80	9,978,125 9,995,312	17,187 0.17%
70	912828J84 Treasury	AFS UNITED STATES TREA	09/27/2018	10,000,000 10,000,000	1.38 03/31/2020	NA -	Non-Callable 03/31/2020	0.25 0.25	99.77 2.32	99.94 1.62	9,976,562 9,993,750	17,188 0.17%
71	9128284J6 Treasury	AFS UNITED STATES TREA	12/19/2018	10,000,000 10,000,000	2.38 04/30/2020	NA -	Non-Callable 04/30/2020	0.33 0.33	100.28 1.52	100.25 1.61	10,028,125 10,025,000	(3,125) (0.03%)

CUSIP #	FAS 115 Sector	Description	Settle Date	Original Face Current Face	Coupon Maturity	Call Date Call Price	Call Type Effect Mat	WAL Base Eff Dur	Book Price Book Yld (TE)	Mkt Price Mkt Yield	Book Value Mkt Value	Gain/Loss Gain/Loss %
912828X96	Treasury	AFS UNITED STATES TREA	12/19/2018	5,000,000	1.50	NA	Non-Callable	0.38	99.77	99.95	4,988,281	9,375
72				5,000,000	05/15/2020	-	05/15/2020	0.38	2.13	1.62	4,997,656	0.19%
9128284G2	Treasury	AFS UNITED STATES TREA	12/20/2019	15,000,000	2.38	NA	Non-Callable	1.29	100.95	100.97	15,142,383	2,930
73				15,000,000	04/15/2021	-	04/15/2021	1.29	1.63	1.61	15,145,313	0.02%
9128284T4	Treasury	AFS UNITED STATES TREA	12/20/2019	10,000,000	2.63	NA	Non-Callable	1.46	100.44	101.45	10,044,141	101,171
74				10,000,000	06/15/2021	-	06/15/2021	1.45	2.31	1.61	10,145,312	1.01%
912828Y20	Treasury	AFS UNITED STATES TREA	12/23/2019	10,000,000	2.63	NA	Non-Callable	1.54	101.49	101.55	10,149,219	5,469
75				10,000,000	07/15/2021	-	07/15/2021	1.52	1.64	1.60	10,154,688	0.05%
912828D72	Treasury	AFS UNITED STATES TREA	12/23/2019	10,000,000	2.00	NA	Non-Callable	1.67	100.57	100.64	10,057,031	7,031
76				10,000,000	08/31/2021	-	08/31/2021	1.66	1.65	1.61	10,064,062	0.07%
912810EP9	Treasury	AFS UNITED STATES TREA	09/10/1993	3,000,000	7.13	NA	Non-Callable	3.13	118.06	116.80	3,541,875	(37,969)
77				3,000,000	02/15/2023	-	02/15/2023	2.80	1.22	1.59	3,503,906	(1.07%)
				83,000,000	2.28			1.03	101.09	101.33	83,905,741	119,257
	Total: Treasury			83,000,000	01/08/2021		01/08/2021	1.01	2.06	1.63	84,024,999	0.14%
				806,483,541	2.02			0.50	100.18	100.19	606,200,622	105,988
	Total			605,135,244	07/23/2020		07/23/2020	0.48	1.96	1.91	606,306,610	0.02%



This presentation is for informational purposes only and is being furnished on a confidential basis. By accepting this information, the recipient agrees that it will use the information only to evaluate its potential interest in the strategies described herein and for no other purpose and will not divulge any such information to any other party.

This presentation does not constitute a commitment to lend money, underwrite any proposed transaction, purchase securities or other assets, provide financing, arrange financing, or provide any other services. SunTrust Robinson Humphrey, Inc. and its representatives and affiliates make no representation and have given you no advice concerning the appropriate regulatory treatment, accounting treatment, or possible tax consequences of the proposed transactions described herein. Prior to entering into any proposed transaction, you should determine, without reliance upon SunTrust Robinson Humphrey, Inc. or its representatives or affiliates, the economic risks and merits, as well as the legal, tax, and accounting characteristics and consequences, of the transaction, and that you are able to assume these risks. These materials should not be relied upon for the maintenance of your books and records or for any tax, accounting, legal or other purposes.

All materials, including proposed terms and conditions, are indicative and for discussion purposes only. Finalized terms and conditions are subject to further discussion and negotiation and will be evidenced by a formal written agreement. Except as required by applicable law, we make no representation or warranty, express or implied, to you or to any person as to the content of the information contained herein. Opinions expressed herein are current opinions only as of the date indicated. Any historical price(s) or value(s) are also only as of the date indicated. We are under no obligation to update opinions or other information.

In connection with Treasury Regulation Section 1.6011-4, it is our mutual intent that the tax structure and tax treatment of the transactions contemplated by this presentation are not confidential and that notwithstanding anything herein to the contrary that each of us (and our employees, representatives and agents) may disclose to any and all persons, without limitation of any kind, the tax structure and tax treatment of the transactions contemplated herein.

SunTrust Robinson Humphrey, Inc. (“STRH”) is not recommending an action to you as a municipal entity or obligated person. STRH is not acting as an advisor to you and does not owe a fiduciary duty pursuant to Section 15B of the Exchange Act to you with respect to the information and material contained in this communication. STRH is acting for its own interests. You should discuss any information and material contained in this communication with any and all internal or external advisors and experts that you deem appropriate before acting on this information or material. This information provided “as-is” and “where-is”, and STRH makes no representation or warranty of any kind, express or implied, with respect to the selection, design, functionality, or operation of the information in this file, and makes no implied warranty of merchantability or fitness for a particular purpose, and specifically disclaims any implied warranty with respect thereto.

The information in this presentation is necessarily based upon information provided by you, and market, economic, and other conditions and assumptions. STRH assumes no obligation, and does not intend to, update the file to reflect any changes in such information, conditions or assumptions.

The information in this presentation is illustrative and is not intended to predict actual results, which may differ substantially from those reflected in this presentation. This presentation is based on mathematical models that use inputs and assumptions to calculate results. You should understand the assumptions and evaluate whether they are appropriate for your purposes. As with all models, results may vary significantly depending upon the value of the model’s inputs and assumptions, which may or may not be stated. Any interest rates or transactional terms used herein are hypothetical and take into consideration conditions in today’s market and other factual information. This presentation is for informational purposes only and is being furnished on a confidential basis.

This presentation does not constitute a commitment to lend money, underwrite any proposed transaction, purchase securities or other assets, provide financing, arrange financing, or provide any other services. SunTrust and its representatives and affiliates make no representation and have given you no advice concerning the appropriate regulatory treatment, accounting treatment, or possible tax consequences of the proposed transactions described herein. Prior to entering into any proposed transaction, you should determine, without reliance upon SunTrust or its representatives or affiliates, the economic risks and merits, as well as the legal, tax, and accounting characteristics and consequences, of the transaction, and that you are able to assume these risks. These materials should not be relied upon for the maintenance of your books and records or for any tax, accounting, legal or other purposes. Any historical price(s) or value(s) are also only as of the date indicated. We are under no obligation to update opinions or other information.

Nothing in this document constitutes a “Research Report” within the meaning of CFTC Regulation 23.605(a)(9). If this document references a Swap, this document constitutes a solicitation within the meaning of CFTC Regulation 23.605(a)(9)(v) to potentially enter into a derivatives transaction upon satisfaction of all applicable legal requirements.

SunTrust Robinson Humphrey is a trade name for certain corporate and investment banking services of Truist Financial Corporation and its subsidiaries, including SunTrust Robinson Humphrey, Inc., member, FINRA and SIPC. Debt and equity underwriting, trading, research and sales, loan syndications, municipal securities trading and sales, and mergers and acquisitions advisory services are offered by SunTrust Robinson Humphrey, Inc. Cash management, loans and loan related products, foreign exchange, risk management products and services and agency services are offered by Truist Bank.