

Seminole County Board of
County Commissioners
Sanford, FL

Portfolio Performance Review
April 30, 2020



SUNTRUST
ROBINSON HUMPHREY

Grier Campbell
Director
Fixed Income Sales

404-926-5549
Grier.Campbell@suntrust.com

Mike Davis
Managing Director - Strategies
Fixed Income Strategies

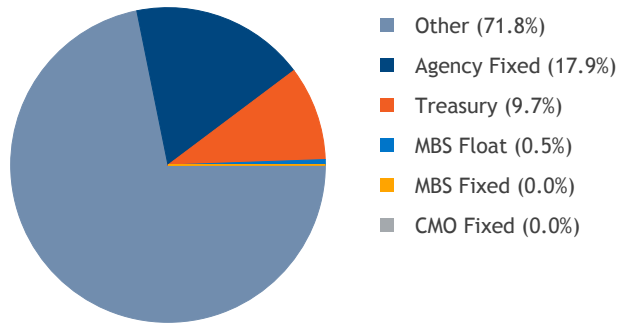
901-842-3824
Mike.Davis@suntrust.com

Strictly Private and Confidential

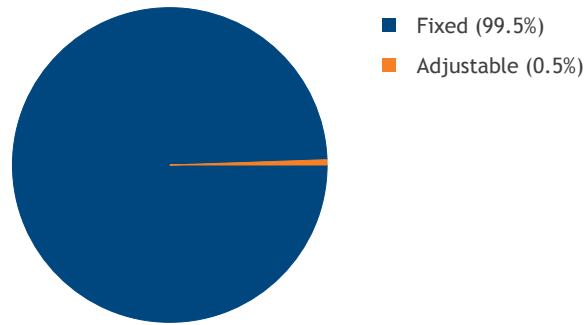
Section I Portfolio Overview..... 3
Section II Security Inventory Report..... 4
Disclaimer..... 9

Steven Jones
Vice President
Fixed Income Strategies

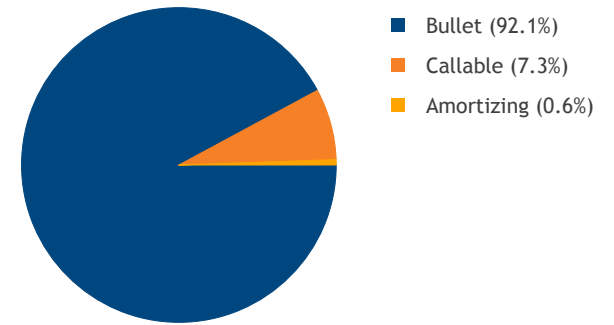
Sector Allocation



Coupon Type



Principal Type



Sector	Par Value	Book Value	Market Value	Gain (Loss)	AFS %	Book Yld (TE)	Average Life	Effective Duration	Effective Convexity	Price Vol. +300 Bps	Market Yld (TE)	3Mo CPR	
												Book Yld (TE)	Average Life
Agency Fixed	98,020,000	98,798,788	99,053,530	254,743	100%	0.77	0.97	0.96	(0.24)	(3.64)	0.53	0.77	0.97
MBS Fixed	63,420	65,972	66,877	906	100%	1.87	1.38	1.26	0.04	(3.69)	0.53	2.04	1.59
MBS Float	2,951,990	3,063,692	3,095,892	32,200	100%	1.44	3.98	1.26	0.75	(2.21)	1.16	1.86	7.04
CMO Fixed	268	273	271	(2)	100%	(4.57)	0.19	0.18	0.00	(0.53)	(0.21)	(4.63)	0.19
Treasury	53,000,000	53,922,929	54,701,096	778,166	100%	2.05	1.14	1.13	0.02	(3.33)	0.24	2.05	1.14
Other	392,667,142	392,667,142	392,667,142	-	100%	1.25	0.40	0.40	0.01	(1.17)	1.25	1.25	0.40
Totals/Averages	546,702,820	548,518,796	549,584,808	1,066,013	96%	1.24	0.60	0.58	(0.03)	(1.84)	1.02	1.25	0.62

#	CUSIP Sector	FAS 115 Description	Settle Date	Original Face Current Face	Coupon Maturity	Call Date Call Price	Call Type Effect Mat	WAL Base Eff Dur	Book Price Book Yld (TE)	Mkt Price Mkt Yield	Book Value Mkt Value	Gain/Loss Gain/Loss %
1	Agency Fixed	AFS Farmer Mac	03/18/2020	20,000,000	-	NA	Non-Callable	0.15	99.86	99.86	19,971,400	-
				20,000,000	06/25/2020	-	06/25/2020	0.16	0.94	0.94	19,971,400	-
2	Agency Fixed	AFS Federal Farm Credi	03/26/2020	20,000,000	0.55	06/26/2020	American	0.91	100.00	99.90	20,000,000	(19,520)
				20,000,000	03/26/2021	100.00	03/26/2021	0.55	0.55	0.66	19,980,480	(0.10%)
3	Agency Fixed	AFS Federal Farm Credi	03/20/2020	20,000,000	1.45	NA	Non-Callable	1.82	101.33	102.08	20,265,400	151,160
				20,000,000	02/24/2022	-	02/24/2022	1.82	0.71	0.30	20,416,560	0.75%
4	Agency Fixed	AFS Fed Home Loan Bk	03/16/2020	18,020,000	2.25	NA	Non-Callable	1.86	103.01	103.60	18,561,988	107,003
				18,020,000	03/11/2022	-	03/11/2022	1.85	0.62	0.31	18,668,990	0.58%
5	Agency Fixed	AFS Farmer Mac	04/01/2020	20,000,000	1.02	06/18/2020	Bermudan	0.13	100.00	100.08	20,000,000	16,100
				20,000,000	04/01/2022	100.00	06/18/2020	0.47	1.02	0.42	20,016,100	0.08%
				98,020,000	1.04			0.97	100.79	101.08	98,798,788	254,743
	Total: Agency Fixed			98,020,000	08/27/2021		04/17/2021	0.96	0.77	0.53	99,053,530	0.26%
6	CMO Fixed	AFS FN 9156 M PAC1 Fix	10/19/1993	1,300,000	6.75	NA	Non-Callable	0.19	101.73	100.87	273	(2)
				268	06/25/2021	-	06/25/2021	0.18	(4.57)	(0.21)	271	(0.84%)
				1,300,000	6.75			0.19	101.73	100.87	273	(2)
	Total: CMO Fixed			268	06/25/2021		06/25/2021	0.18	(4.57)	(0.21)	271	(0.84%)
7	MBS Fixed	AFS GNJO 651758 5.0	07/18/2006	1,550,000	5.00	NA	Non-Callable	0.43	102.14	101.46	2,391	(16)
				2,341	04/15/2021	-	04/15/2021	0.41	(0.47)	1.10	2,375	(0.66%)
8	MBS Fixed	AFS GNJO 520132 5.0	07/18/2006	1,646,693	5.00	NA	Non-Callable	0.35	101.70	103.10	8,093	111
				7,957	04/15/2021	-	04/15/2021	0.34	(0.40)	(4.22)	8,203	1.37%
9	MBS Fixed	AFS GNJO 606276 5.0	07/18/2006	3,530,852	5.00	NA	Non-Callable	0.39	101.66	103.24	5,348	83
				5,261	05/15/2021	-	05/15/2021	0.38	0.27	(3.63)	5,431	1.56%
10	MBS Fixed	AFS FGCI G12455 5.5	01/31/2007	5,130,000	5.50	NA	Non-Callable	0.38	101.71	101.91	16,215	31
				15,942	10/01/2021	-	10/01/2021	0.36	0.39	(0.12)	16,246	0.19%
11	MBS Fixed	AFS GZSF 000978 8.5	09/21/1993	3,144,133	8.50	NA	Non-Callable	0.75	103.61	103.23	272	(1)
				262	03/20/2023	-	03/20/2023	0.72	3.04	3.55	271	(0.37%)
12	MBS Fixed	AFS FGLMC D75482 6.5	07/25/2001	3,422,641	6.50	NA	Non-Callable	2.32	106.30	108.51	33,654	697
				31,658	05/01/2026	-	05/01/2026	2.12	3.53	2.57	34,351	2.07%
				18,424,319	5.91			1.38	104.02	105.54	65,972	906
	Total: MBS Fixed			63,420	01/02/2024		01/02/2024	1.26	1.87	0.53	66,877	1.37%
13	MBS Float	AFS GZAR 008761 4.0	05/31/1995	2,400,000	3.00	NA	Non-Callable	0.38	100.11	100.51	662	3
				661	03/20/2021	-	03/20/2021	0.33	2.68	1.62	664	0.40%
14	MBS Float	AFS GZAR 008992 3.8	06/22/1995	4,000,000	3.88	NA	Non-Callable	0.98	101.76	102.78	6,742	68
				6,626	06/20/2022	-	06/20/2022	0.89	1.21	0.17	6,810	1.00%
15	MBS Float	AFS GZAR 008076 3.1	08/24/1995	1,530,000	3.13	NA	Non-Callable	1.20	100.07	101.48	2,598	37
				2,597	11/20/2022	-	11/20/2022	1.08	2.56	1.36	2,635	1.41%
16	MBS Float	AFS GZAR 008457 3.2	07/22/1998	2,461,551	3.25	NA	Non-Callable	1.90	102.28	103.56	5,544	69
				5,420	07/20/2024	-	07/20/2024	1.44	0.87	0.20	5,613	1.25%

#	CUSIP Sector	FAS 115 Description	Settle Date	Original Face Current Face	Coupon Maturity	Call Date Call Price	Call Type Effect Mat	WAL Base Eff Dur	Book Price Book Yld (TE)	Mkt Price Mkt Yield	Book Value Mkt Value	Gain/Loss Gain/Loss %
17	MBS Float	36202KPD1 AFS G2AR 008520 3.1	06/22/1995	2,022,030 6,027	3.13 10/20/2024	NA -	Non-Callable 10/20/2024	1.99 1.54	102.60 1.01	103.86 0.38	6,184 6,260	76 1.23%
18	MBS Float	31348SLE2 AFS FH99AR 785725 4.1	11/23/1999	2,000,000 6,044	4.15 12/01/2026	NA -	Non-Callable 12/01/2026	2.75 0.99	102.25 1.65	103.35 1.24	6,180 6,247	67 1.08%
19	MBS Float	31380LKE7 AFS FN99AR 443193 3.8	12/23/1998	3,500,000 14,492	3.84 11/01/2027	NA -	Non-Callable 11/01/2027	2.42 1.02	102.58 1.55	103.55 1.15	14,866 15,006	140 0.94%
20	MBS Float	36225CKE5 AFS G2AR 080292 3.8	10/25/1999	4,000,000 13,416	3.88 06/20/2029	NA -	Non-Callable 06/20/2029	3.51 2.05	101.23 1.86	103.73 1.12	13,581 13,916	335 2.47%
21	MBS Float	31383K6X0 AFS FN99AR 505886 4.5	08/25/1999	3,000,000 17,768	4.51 07/01/2029	NA -	Non-Callable 07/01/2029	3.11 1.27	103.70 1.21	104.01 1.11	18,425 18,481	55 0.30%
22	MBS Float	31295KN83 AFS FH99AR 786715 4.5	11/24/1999	1,856,783 24,726	4.50 07/01/2029	NA -	Non-Callable 07/01/2029	3.19 1.43	103.59 1.22	104.05 1.08	25,613 25,726	113 0.44%
23	MBS Float	31383NZU8 AFS FN99AR 508455 4.5	07/30/1999	3,560,767 44,854	4.51 08/01/2029	NA -	Non-Callable 08/01/2029	3.15 1.30	103.70 1.22	104.01 1.12	46,513 46,653	140 0.30%
24	MBS Float	31295KPW8 AFS FH99AR 786737 4.2	10/25/1999	4,000,000 854	4.25 09/01/2029	NA -	Non-Callable 09/01/2029	3.66 1.08	104.35 1.27	105.19 1.05	891 898	7 0.80%
25	MBS Float	31384VQU9 AFS FN99AR 535167 3.7	05/23/2001	5,721,120 28,199	3.78 01/01/2030	NA -	Non-Callable 01/01/2030	3.39 1.27	103.21 1.57	104.30 1.24	29,103 29,411	308 1.06%
26	MBS Float	36225CNP7 AFS G2AR 080397 3.8	05/24/2000	4,000,000 12,164	3.88 04/20/2030	NA -	Non-Callable 04/20/2030	3.82 2.55	102.68 1.64	105.24 0.96	12,490 12,802	312 2.49%
27	MBS Float	36225CSM9 AFS G2AR 080523 3.2	08/23/2001	1,434,669 25,886	3.25 07/20/2031	NA -	Non-Callable 07/20/2031	4.04 2.08	101.97 1.36	103.93 0.87	26,396 26,903	507 1.92%
28	MBS Float	36225CSZ0 AFS G2AR 080535 3.2	08/23/2001	3,567,526 40,022	3.25 08/20/2031	NA -	Non-Callable 08/20/2031	4.05 2.09	103.63 0.94	105.25 0.54	41,474 42,124	650 1.57%
29	MBS Float	36225CTZ9 AFS G2AR 080567 4.0	02/25/2002	5,007,640 72,708	3.00 01/20/2032	NA -	Non-Callable 01/20/2032	4.21 2.25	102.02 1.56	103.43 1.21	74,178 75,203	1,025 1.38%
30	MBS Float	31391BC39 AFS FN99AR 661690 4.1	09/25/2002	5,000,000 107,870	4.11 09/01/2032	NA -	Non-Callable 09/01/2032	4.26 1.18	106.10 0.91	106.95 0.71	114,453 115,370	917 0.80%
31	MBS Float	31402KUQ5 AFS FN99AR 731491 4.2	09/30/2003	4,000,000 25,673	4.26 10/01/2033	NA -	Non-Callable 10/01/2033	4.22 1.20	104.72 1.37	105.55 1.17	26,884 27,097	213 0.79%
32	MBS Float	31404AE91 AFS FN99AR 762560 3.5	10/25/2004	3,980,910 31,282	3.52 11/01/2033	NA -	Non-Callable 11/01/2033	4.23 0.91	101.85 2.10	103.69 1.65	31,861 32,435	574 1.80%
33	MBS Float	31404CMN7 AFS FN99AR 764565 3.2	11/23/2004	5,000,000 421,610	3.30 06/01/2034	NA -	Non-Callable 06/01/2034	3.85 1.19	104.37 0.92	105.33 0.68	440,052 444,066	4,013 0.91%
34	MBS Float	31405DVG9 AFS FN99AR 786415 4.1	10/24/2007	5,369,079 72,367	4.16 07/01/2034	NA -	Non-Callable 07/01/2034	3.71 0.72	101.67 1.96	101.48 2.02	73,579 73,442	(137) (0.19%)
35	MBS Float	31349TWL1 AFS FH99AR 782451 4.0	07/24/2006	6,450,000 29,091	4.05 10/01/2034	NA -	Non-Callable 10/01/2034	4.15 1.07	105.30 1.21	106.66 0.89	30,632 31,028	396 1.29%

#	CUSIP Sector	FAS 115 Description	Settle Date	Original Face Current Face	Coupon Maturity	Call Date Call Price	Call Type Effect Mat	WAL Base Eff Dur	Book Price Book Yld (TE)	Mkt Price Mkt Yield	Book Value Mkt Value	Gain/Loss Gain/Loss %
36	MBS Float	31407FU24 AFS FN99AR 829601 4.6	10/24/2007	4,927,478 92,714	4.63 08/01/2035	NA -	Non-Callable 08/01/2035	4.57 1.35	106.87 0.96	107.38 0.85	99,079 99,556	477 0.48%
37	MBS Float	3128QJG26 AFS FH99AR 1G1117 3.9	11/21/2007	15,000,000 531,197	3.98 09/01/2035	NA -	Non-Callable 09/01/2035	3.27 0.74	103.99 1.36	105.14 1.01	552,390 558,505	6,115 1.11%
38	MBS Float	31408EQ39 AFS FN99AR 849274 3.4	08/23/2006	6,575,000 29,437	3.42 01/01/2036	NA -	Non-Callable 01/01/2036	4.64 1.16	101.36 2.02	102.78 1.69	29,838 30,254	417 1.40%
39	MBS Float	3128QLRC7 AFS FH99AR 1H2583 3.9	04/24/2007	4,000,000 42,536	3.93 01/01/2036	NA -	Non-Callable 01/01/2036	4.09 1.07	105.78 1.11	107.34 0.73	44,996 45,658	662 1.47%
40	MBS Float	31408G7J0 AFS FN99AR 851497 3.2	09/21/2006	3,050,000 69,460	3.29 02/01/2036	NA -	Non-Callable 02/01/2036	4.30 1.33	102.58 1.56	103.23 1.41	71,252 71,701	449 0.63%
41	MBS Float	31409UTA3 AFS FN99AR 879045 3.6	11/30/2006	10,395,108 245,190	3.62 03/01/2036	NA -	Non-Callable 03/01/2036	4.59 1.42	103.37 1.69	104.62 1.41	253,461 256,515	3,054 1.21%
42	MBS Float	31349T6B2 AFS FH99AR 782666 3.8	08/23/2006	5,030,473 165,214	3.82 04/01/2036	NA -	Non-Callable 04/01/2036	4.37 1.55	99.54 2.81	100.90 2.47	164,457 166,697	2,240 1.36%
43	MBS Float	31410AEP7 AFS FN99AR 883142 4.7	09/21/2006	12,075,102 343,409	4.74 06/01/2036	NA -	Non-Callable 06/01/2036	4.01 1.31	105.21 1.43	106.29 1.16	361,285 365,011	3,726 1.03%
44	MBS Float	3128JRQQ2 AFS FH99AR 847663 3.9	12/29/2006	10,000,000 113,882	3.98 11/01/2036	NA -	Non-Callable 11/01/2036	4.65 1.74	103.49 1.61	104.81 1.32	117,862 119,357	1,495 1.27%
45	MBS Float	3128NGF34 AFS FH99AR 1H1386 3.7	06/21/2007	5,000,000 77,351	3.79 03/01/2037	NA -	Non-Callable 03/01/2037	4.66 1.35	104.27 1.62	105.33 1.38	80,656 81,473	816 1.01%
46	MBS Float	3128QJ3C8 AFS FH99AR 1G1695 4.2	05/24/2007	10,000,000 101,597	4.25 04/01/2037	NA -	Non-Callable 04/01/2037	3.87 1.31	103.62 1.24	104.77 0.94	105,271 106,445	1,174 1.12%
47	MBS Float	31413B3Q2 AFS FN99AR 941007 4.4	08/10/2007	10,000,000 129,645	4.43 07/01/2037	NA -	Non-Callable 07/01/2037	4.87 1.63	103.55 1.80	104.85 1.52	134,244 135,932	1,688 1.26%
Total: MBS Float				179,915,236 2,951,990	3.93 02/03/2035		02/03/2035	3.98 1.26	103.78 1.44	104.90 1.16	3,063,692 3,095,892	32,200 1.05%
48	Other	FLE190920 AFS FL PALM LGIP - 5/1	03/28/2019	10,067,507 10,067,507	1.74 05/12/2020	NA -	Non-Callable 05/12/2020	0.03 0.03	100.00 1.74	100.00 1.74	10,067,507 10,067,507	- -
49	Other	FLGITF AFS Florida Trust Day	04/30/2020	5,201,620 5,201,620	0.66 05/31/2020	NA -	Non-Callable 05/31/2020	0.08 0.09	100.00 0.66	100.00 0.66	5,201,620 5,201,620	- -
50	Other	FLCLASS AFS FLCLASS Money Mark	04/30/2020	5,361,737 5,361,737	1.03 05/31/2020	NA -	Non-Callable 05/31/2020	0.08 0.09	100.00 1.03	100.00 1.03	5,361,737 5,361,737	- -
51	Other	QPD FL AFS Synovus Bank Money	04/30/2020	42,739,061 42,739,061	0.50 05/31/2020	NA -	Non-Callable 05/31/2020	0.08 0.09	100.00 0.50	100.00 0.50	42,739,061 42,739,061	- -
52	Other	SunTrust AFS SunTrust Premier C	04/30/2020	214,125 214,125	0.04 05/31/2020	NA -	Non-Callable 05/31/2020	0.08 0.09	100.00 0.04	100.00 0.04	214,125 214,125	- -
53	Other	CDCityNat0520 AFS CD - City National	05/31/2019	10,230,137 10,230,137	2.50 05/31/2020	NA -	Non-Callable 05/31/2020	0.08 0.09	100.00 2.50	100.00 2.50	10,230,137 10,230,137	- -

#	CUSIP Sector	FAS 115 Description	Settle Date	Original Face Current Face	Coupon Maturity	Call Date Call Price	Call Type Effect Mat	WAL Base Eff Dur	Book Price Book Yld (TE)	Mkt Price Mkt Yield	Book Value Mkt Value	Gain/Loss Gain/Loss %
54	WELLSFARGO Other	AFS Wells Fargo Money	04/30/2020	1,889,605 1,889,605	0.35 05/31/2020	NA -	Non-Callable 05/31/2020	0.08 0.09	100.00 0.35	100.00 0.35	1,889,605 1,889,605	- -
55	AQP Axiom Bank MM Other	AFS Axiom Bank Money M	04/30/2020	5,058,830 5,058,830	1.00 05/31/2020	NA -	Non-Callable 05/31/2020	0.08 0.09	100.00 1.00	100.00 1.00	5,058,830 5,058,830	- -
56	SBAFLPRIME Other	AFS Florida Prime/SBA	04/30/2020	77,874,881 77,874,881	0.95 05/31/2020	NA -	Non-Callable 05/31/2020	0.08 0.09	100.00 0.95	100.00 0.95	77,874,881 77,874,881	- -
57	QPD Ameris Bank Money Market Other	AFS Ameris Bank Money	04/30/2020	45,917,233 45,917,233	0.50 05/31/2020	NA -	Non-Callable 05/31/2020	0.08 0.09	100.00 0.50	100.00 0.50	45,917,233 45,917,233	- -
58	QPD MM Other	AFS Bank United Money	04/30/2020	5,506,615 5,506,615	0.35 05/31/2020	NA -	Non-Callable 05/31/2020	0.08 0.09	100.00 0.35	100.00 0.35	5,506,615 5,506,615	- -
59	QPD CITIZ Other	AFS Citizens Bank of F	04/30/2020	2,487,238 2,487,238	0.25 05/31/2020	NA -	Non-Callable 05/31/2020	0.08 0.09	100.00 0.25	100.00 0.25	2,487,238 2,487,238	- -
60	QPD City Other	AFS City National Bank	04/30/2020	44,595,046 44,595,046	0.35 05/31/2020	NA -	Non-Callable 05/31/2020	0.08 0.09	100.00 0.35	100.00 0.35	44,595,046 44,595,046	- -
61	QPD CENT Other	AFS Centennial Bank Mo	04/30/2020	2,957,852 2,957,852	0.35 05/31/2020	NA -	Non-Callable 05/31/2020	0.08 0.09	100.00 0.35	100.00 0.35	2,957,852 2,957,852	- -
62	FLE190920 Other	AFS FL PALM LGIP - 7/1	10/17/2019	15,360,547 15,360,547	1.80 07/17/2020	NA -	Non-Callable 07/17/2020	0.21 0.22	100.00 1.80	100.00 1.80	15,360,547 15,360,547	- -
63	FLE190920 Other	AFS FL PALM LGIP - 8/7	10/07/2019	5,067,581 5,067,581	1.91 08/07/2020	NA -	Non-Callable 08/07/2020	0.27 0.27	100.00 1.91	100.00 1.91	5,067,581 5,067,581	- -
64	FLE190920 Other	AFS FL PALM LGIP - 8/1	10/07/2019	10,507,164 10,507,164	1.77 08/10/2020	NA -	Non-Callable 08/10/2020	0.28 0.28	100.00 1.77	100.00 1.77	10,507,164 10,507,164	- -
65	CDSynov1120 Other	AFS CD - Synovus Bank	05/31/2019	20,482,983 20,482,983	2.60 11/30/2020	NA -	Non-Callable 11/30/2020	0.58 0.59	100.00 2.60	100.00 2.60	20,482,983 20,482,983	- -
66	CD - Ameris 18 mth Other	AFS CD - Ameris Bank -	06/03/2019	10,190,967 10,190,967	2.52 12/03/2020	NA -	Non-Callable 12/03/2020	0.59 0.60	100.00 2.52	100.00 2.52	10,190,967 10,190,967	- -
67	CDCityNat0520 Other	AFS CD - City National	01/29/2020	20,091,233 20,091,233	1.87 01/29/2021	NA -	Non-Callable 01/29/2021	0.75 0.76	100.00 1.87	100.00 1.87	20,091,233 20,091,233	- -
68	CD - Axiom Bank Other	AFS CD - Axiom Bank -	09/25/2019	20,252,505 20,252,505	2.17 09/25/2021	NA -	Non-Callable 09/25/2021	1.40 1.40	100.00 2.17	100.00 2.17	20,252,505 20,252,505	- -
69	CDCent0522 Other	AFS CD - Centennial Ba	05/31/2019	20,499,232 20,499,232	2.70 05/31/2022	NA -	Non-Callable 05/31/2022	2.08 2.03	100.00 2.70	100.00 2.70	20,499,232 20,499,232	- -
70	CD - Axiom Bank 36 Other	AFS CD - Axiom Bank -	10/23/2019	10,113,443 10,113,443	2.28 10/23/2022	NA -	Non-Callable 10/23/2022	2.48 2.40	100.00 2.29	100.00 2.29	10,113,443 10,113,443	- -
	Total: Other			392,667,142 392,667,142	1.25 09/24/2020		09/24/2020	0.40 0.40	100.00 1.25	100.00 1.25	392,667,142 392,667,142	- -
71	912828X96 Treasury	AFS UNITED STATES TREA	12/19/2018	5,000,000 5,000,000	1.50 05/15/2020	NA -	Non-Callable 05/15/2020	0.04 0.04	99.77 7.16	100.03 0.74	4,988,281 5,001,563	13,282 0.27%

CUSIP #	FAS 115 Sector	Description	Settle Date	Original Face Current Face	Coupon Maturity	Call Date Call Price	Call Type Effect Mat	WAL Base Eff Dur	Book Price Book Yld (TE)	Mkt Price Mkt Yield	Book Value Mkt Value	Gain/Loss Gain/Loss %
9128284G2	Treasury	AFS UNITED STATES TREA	12/20/2019	15,000,000	2.38 04/15/2021	NA -	Non-Callable 04/15/2021	0.96 0.97	100.95 1.37	102.11 0.17	15,142,383 15,316,407	174,024 1.15%
9128284T4	Treasury	AFS UNITED STATES TREA	12/20/2019	10,000,000	2.63 06/15/2021	NA -	Non-Callable 06/15/2021	1.13 1.12	100.44 2.22	102.73 0.19	10,044,141 10,273,438	229,297 2.28%
912828Y20	Treasury	AFS UNITED STATES TREA	12/23/2019	10,000,000	2.63 07/15/2021	NA -	Non-Callable 07/15/2021	1.21 1.20	101.49 1.38	102.94 0.19	10,149,219 10,293,750	144,531 1.42%
912828D72	Treasury	AFS UNITED STATES TREA	12/23/2019	10,000,000	2.00 08/31/2021	NA -	Non-Callable 08/31/2021	1.33 1.34	100.57 1.57	102.42 0.18	10,057,031 10,242,188	185,157 1.84%
912810EP9	Treasury	AFS UNITED STATES TREA	09/10/1993	3,000,000	7.13 02/15/2023	NA -	Non-Callable 02/15/2023	2.79 2.57	118.06 0.60	119.13 0.25	3,541,875 3,573,750	31,875 0.90%
Total: Treasury				53,000,000	2.63			1.14	101.74	103.36	53,922,929	778,166
				53,000,000	06/21/2021		06/21/2021	1.13	2.05	0.24	54,701,096	1.44%
				743,326,697	1.36			0.60	100.33	100.53	548,518,796	1,066,013
Total				546,702,820	01/19/2021		12/27/2020	0.58	1.24	1.02	549,584,808	0.19%

This presentation is for informational purposes only and is being furnished on a confidential basis. By accepting this information, the recipient agrees that it will use the information only to evaluate its potential interest in the strategies described herein and for no other purpose and will not divulge any such information to any other party.

This presentation does not constitute a commitment to lend money, underwrite any proposed transaction, purchase securities or other assets, provide financing, arrange financing, or provide any other services. SunTrust Robinson Humphrey, Inc. and its representatives and affiliates make no representation and have given you no advice concerning the appropriate regulatory treatment, accounting treatment, or possible tax consequences of the proposed transactions described herein. Prior to entering into any proposed transaction, you should determine, without reliance upon SunTrust Robinson Humphrey, Inc. or its representatives or affiliates, the economic risks and merits, as well as the legal, tax, and accounting characteristics and consequences, of the transaction, and that you are able to assume these risks. These materials should not be relied upon for the maintenance of your books and records or for any tax, accounting, legal or other purposes.

All materials, including proposed terms and conditions, are indicative and for discussion purposes only. Finalized terms and conditions are subject to further discussion and negotiation and will be evidenced by a formal written agreement. Except as required by applicable law, we make no representation or warranty, express or implied, to you or to any person as to the content of the information contained herein. Opinions expressed herein are current opinions only as of the date indicated. Any historical price(s) or value(s) are also only as of the date indicated. We are under no obligation to update opinions or other information.

In connection with Treasury Regulation Section 1.6011-4, it is our mutual intent that the tax structure and tax treatment of the transactions contemplated by this presentation are not confidential and that notwithstanding anything herein to the contrary that each of us (and our employees, representatives and agents) may disclose to any and all persons, without limitation of any kind, the tax structure and tax treatment of the transactions contemplated herein.

SunTrust Robinson Humphrey, Inc. (“STRH”) is not recommending an action to you as a municipal entity or obligated person. STRH is not acting as an advisor to you and does not owe a fiduciary duty pursuant to Section 15B of the Exchange Act to you with respect to the information and material contained in this communication. STRH is acting for its own interests. You should discuss any information and material contained in this communication with any and all internal or external advisors and experts that you deem appropriate before acting on this information or material. This information provided “as-is” and “where-is”, and STRH makes no representation or warranty of any kind, express or implied, with respect to the selection, design, functionality, or operation of the information in this file, and makes no implied warranty of merchantability or fitness for a particular purpose, and specifically disclaims any implied warranty with respect thereto.

The information in this presentation is necessarily based upon information provided by you, and market, economic, and other conditions and assumptions. STRH assumes no obligation, and does not intend to, update the file to reflect any changes in such information, conditions or assumptions.

The information in this presentation is illustrative and is not intended to predict actual results, which may differ substantially from those reflected in this presentation. This presentation is based on mathematical models that use inputs and assumptions to calculate results. You should understand the assumptions and evaluate whether they are appropriate for your purposes. As with all models, results may vary significantly depending upon the value of the model’s inputs and assumptions, which may or may not be stated. Any interest rates or transactional terms used herein are hypothetical and take into consideration conditions in today’s market and other factual information. This presentation is for informational purposes only and is being furnished on a confidential basis.

This presentation does not constitute a commitment to lend money, underwrite any proposed transaction, purchase securities or other assets, provide financing, arrange financing, or provide any other services. SunTrust and its representatives and affiliates make no representation and have given you no advice concerning the appropriate regulatory treatment, accounting treatment, or possible tax consequences of the proposed transactions described herein. Prior to entering into any proposed transaction, you should determine, without reliance upon SunTrust or its representatives or affiliates, the economic risks and merits, as well as the legal, tax, and accounting characteristics and consequences, of the transaction, and that you are able to assume these risks. These materials should not be relied upon for the maintenance of your books and records or for any tax, accounting, legal or other purposes. Any historical price(s) or value(s) are also only as of the date indicated. We are under no obligation to update opinions or other information.

Nothing in this document constitutes a “Research Report” within the meaning of CFTC Regulation 23.605(a)(9). If this document references a Swap, this document constitutes a solicitation within the meaning of CFTC Regulation 23.605(a)(9)(v) to potentially enter into a derivatives transaction upon satisfaction of all applicable legal requirements.

SunTrust Robinson Humphrey is a trade name for certain corporate and investment banking services of Truist Financial Corporation and its subsidiaries, including SunTrust Robinson Humphrey, Inc., member, FINRA and SIPC. Debt and equity underwriting, trading, research and sales, loan syndications, municipal securities trading and sales, and mergers and acquisitions advisory services are offered by SunTrust Robinson Humphrey, Inc. Cash management, loans and loan related products, foreign exchange, risk management products and services and agency services are offered by Truist Bank.