

Seminole County Board of
County Commissioners
Sanford, FL

Portfolio Performance Review
April 30, 2019



SUNTRUST
ROBINSON HUMPHREY

Grier Campbell
Director
Fixed Income Sales

404-926-5549
Grier.Campbell@suntrust.com

Mike Davis
Managing Director - Strategies
Fixed Income Strategies

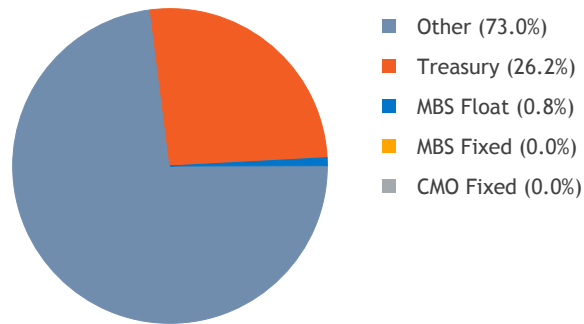
901-842-3824
Mike.Davis@suntrust.com

Strictly Private and Confidential

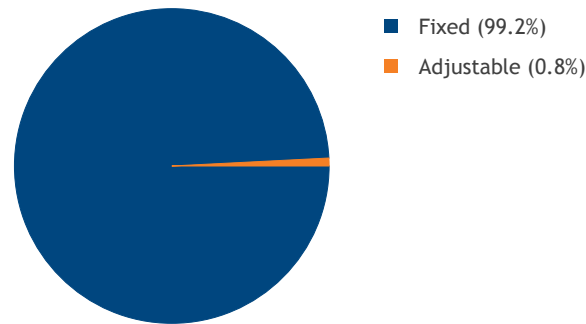
Section I Portfolio Overview..... 3
Section II Security Inventory Report..... 4
Disclaimer..... 9

Steven Jones
Vice President
Fixed Income Strategies

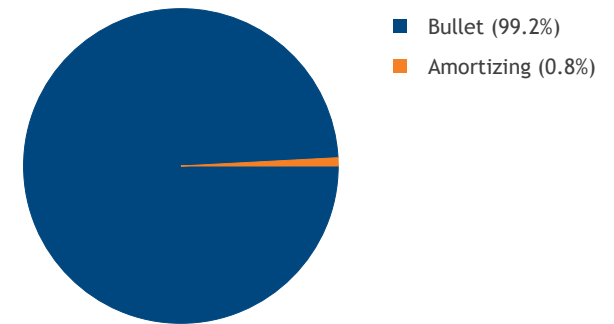
Sector Allocation



Coupon Type



Principal Type



Sector	Par Value	Book Value	Market Value	Gain (Loss)	AFS %	Book Yld (TE)	Average Life	Effective Duration	Effective Convexity	Price Vol. +300 Bps	Market Yld (TE)	3Mo CPR	
												Book Yld (TE)	Average Life
MBS Fixed	168,574	173,795	170,757	(3,037)	100%	1.43	1.15	1.05	0.02	(3.09)	3.47	0.76	1.18
MBS Float	3,952,622	4,079,749	4,088,970	9,221	100%	3.41	4.06	0.74	0.14	(2.50)	3.34	3.08	6.86
CMO Fixed	1,219	1,250	1,244	(6)	100%	2.01	0.63	0.61	0.01	(1.79)	2.80	2.42	0.69
Treasury	128,000,000	126,785,000	127,895,938	1,110,938	100%	5.30	0.60	0.59	0.01	(1.74)	2.44	5.30	0.60
Other	356,991,021	356,991,021	356,991,021	-	100%	2.56	0.16	0.16	0.00	(0.47)	2.56	2.56	0.16
Totals/Averages	489,113,436	488,030,814	489,147,930	1,117,115	100%	3.28	0.30	0.28	0.00	(0.82)	2.54	3.28	0.33

#	CUSIP Sector	FAS 115 Description	Settle Date	Original Face Current Face	Coupon Maturity	Call Date Call Price	Call Type Effect Mat	WAL Base Eff Dur	Book Price Book Yld (TE)	Mkt Price Mkt Yield	Book Value Mkt Value	Gain/Loss Gain/Loss %
1	CMO Fixed	AFS FN 9156 M PAC1 Fix	10/19/1993	1,300,000 1,219	6.75 06/25/2021	NA -	Non-Callable 06/25/2021	0.63 0.61	102.52 2.01	102.02 2.80	1,250 1,244	(6) (0.49%)
Total: CMO Fixed				1,300,000 1,219	6.75 06/25/2021	NA -	Non-Callable 06/25/2021	0.63 0.61	102.52 2.01	102.02 2.80	1,250 1,244	(6) (0.49%)
2	MBS Fixed	AFS GNJO 651758 5.0	07/18/2006	1,550,000 17,746	5.00 04/15/2021	NA -	Non-Callable 04/15/2021	0.62 0.61	104.50 (2.42)	103.90 (1.51)	18,545 18,439	(106) (0.57%)
3	MBS Fixed	AFS GNJO 520132 5.0	07/18/2006	1,646,693 21,134	5.00 04/15/2021	NA -	Non-Callable 04/15/2021	0.76 0.73	101.51 2.74	100.99 3.43	21,454 21,344	(110) (0.51%)
4	MBS Fixed	AFS GNJO 606276 5.0	07/18/2006	3,530,852 42,107	5.00 05/15/2021	NA -	Non-Callable 05/15/2021	0.70 0.67	104.03 (1.01)	100.81 3.56	43,804 42,448	(1,356) (3.10%)
5	MBS Fixed	AFS FGCI G12455 5.5	01/31/2007	5,130,000 50,569	5.50 10/01/2021	NA -	Non-Callable 10/01/2021	0.75 0.72	102.83 1.41	101.52 3.16	52,000 51,338	(662) (1.27%)
6	MBS Fixed	AFS G2SF 000978 8.5	09/21/1993	3,144,133 421	8.50 03/20/2023	NA -	Non-Callable 03/20/2023	1.23 1.14	102.37 6.16	102.58 5.98	431 431	1 0.21%
7	MBS Fixed	AFS FGLMC D75482 6.5	07/25/2001	3,422,641 36,598	6.50 05/01/2026	NA -	Non-Callable 05/01/2026	2.74 2.38	102.63 5.39	100.43 6.30	37,561 36,757	(805) (2.14%)
Total: MBS Fixed				18,424,319 168,574	5.48 07/15/2022	NA -	Non-Callable 07/15/2022	1.15 1.05	103.10 1.43	101.30 3.47	173,795 170,757	(3,037) (1.75%)
8	MBS Float	AFS G2AR 008761 3.5	05/31/1995	2,400,000 2,842	4.00 03/20/2021	NA -	Non-Callable 03/20/2021	0.90 0.20	99.62 4.24	99.82 4.00	2,831 2,837	6 0.21%
9	MBS Float	AFS G2AR 008992 3.6	06/22/1995	4,000,000 10,210	3.63 06/20/2022	NA -	Non-Callable 06/20/2022	1.44 0.42	101.50 2.69	101.49 2.70	10,363 10,362	(1) (0.01%)
10	MBS Float	AFS G2AR 008076 4.1	08/24/1995	1,530,000 4,176	4.13 11/20/2022	NA -	Non-Callable 11/20/2022	1.65 0.90	99.96 3.98	100.34 3.74	4,174 4,190	16 0.38%
11	MBS Float	AFS FN99AR 205565 4.7	02/23/1998	1,050,738 20,037	4.78 02/01/2023	NA -	Non-Callable 02/01/2023	1.63 0.64	102.37 2.91	101.50 3.47	20,513 20,337	(175) (0.86%)
12	MBS Float	AFS G2AR 008457 3.7	07/22/1998	2,461,551 7,725	3.75 07/20/2024	NA -	Non-Callable 07/20/2024	2.37 0.67	102.31 2.90	102.32 2.89	7,904 7,905	1 0.01%
13	MBS Float	AFS G2AR 008520 4.1	06/22/1995	2,022,030 8,091	4.13 10/20/2024	NA -	Non-Callable 10/20/2024	2.42 1.00	102.47 2.90	102.62 2.83	8,290 8,303	13 0.16%
14	MBS Float	AFS FH99AR 785725 4.5	11/23/1999	2,000,000 6,853	4.53 12/01/2026	NA -	Non-Callable 12/01/2026	2.82 0.53	103.36 3.13	102.22 3.56	7,084 7,006	(78) (1.10%)
15	MBS Float	AFS FN99AR 443193 4.8	12/23/1998	3,500,000 16,648	4.84 11/01/2027	NA -	Non-Callable 11/01/2027	2.65 0.70	104.08 2.97	102.61 3.56	17,327 17,082	(245) (1.41%)
16	MBS Float	AFS G2AR 080292 3.6	10/25/1999	4,000,000 15,997	3.63 06/20/2029	NA -	Non-Callable 06/20/2029	3.90 0.47	100.22 3.87	100.46 3.80	16,032 16,070	39 0.24%
17	MBS Float	AFS FH99AR 786715 4.2	11/24/1999	1,856,783 26,771	4.25 07/01/2029	NA -	Non-Callable 07/01/2029	3.45 0.36	102.90 3.49	103.09 3.44	27,547 27,597	50 0.18%

#	CUSIP Sector	FAS 115 Description	Settle Date	Original Face Current Face	Coupon Maturity	Call Date Call Price	Call Type Effect Mat	WAL Base Eff Dur	Book Price Book Yld (TE)	Mkt Price Mkt Yield	Book Value Mkt Value	Gain/Loss Gain/Loss %
18	MBS Float	31383K6X0 AFS FN99AR 505886 4.3	08/25/1999	3,000,000 19,235	4.39 07/01/2029	NA -	Non-Callable 07/01/2029	3.39 0.30	102.85 3.59	102.97 3.55	19,783 19,806	23 0.12%
19	MBS Float	31383NZU8 AFS FN99AR 508455 4.3	07/30/1999	3,560,767 48,557	4.39 08/01/2029	NA -	Non-Callable 08/01/2029	3.42 0.42	103.16 3.50	103.26 3.46	50,090 50,141	50 0.10%
20	MBS Float	31295KPW8 AFS FH99AR 786737 4.4	10/25/1999	4,000,000 963	4.50 09/01/2029	NA -	Non-Callable 09/01/2029	3.48 0.50	103.30 3.49	103.42 3.45	995 996	1 0.12%
21	MBS Float	31384VQU9 AFS FN99AR 535167 4.9	05/23/2001	5,721,120 30,463	4.90 01/01/2030	NA -	Non-Callable 01/01/2030	3.50 0.73	104.63 3.15	103.18 3.59	31,873 31,433	(440) (1.38%)
22	MBS Float	36225CNP7 AFS G2AR 080397 3.6	05/24/2000	4,000,000 15,893	3.63 04/20/2030	NA -	Non-Callable 04/20/2030	4.28 0.58	101.96 3.42	102.15 3.37	16,205 16,235	30 0.19%
23	MBS Float	36225CSM9 AFS G2AR 080523 3.7	08/23/2001	1,434,669 29,390	3.75 07/20/2031	NA -	Non-Callable 07/20/2031	4.40 0.78	101.33 3.63	102.59 3.31	29,782 30,150	369 1.24%
24	MBS Float	36225CSZ0 AFS G2AR 080535 3.7	08/23/2001	3,567,526 50,837	3.75 08/20/2031	NA -	Non-Callable 08/20/2031	4.43 0.80	103.41 3.11	103.56 3.07	52,571 52,648	77 0.15%
25	MBS Float	36225CTZ9 AFS G2AR 080567 3.3	02/25/2002	5,007,640 92,974	4.00 01/20/2032	NA -	Non-Callable 01/20/2032	4.44 0.30	101.40 3.62	101.50 3.59	94,277 94,370	92 0.10%
26	MBS Float	31391BC39 AFS FN99AR 661690 4.4	09/25/2002	5,000,000 138,667	4.42 09/01/2032	NA -	Non-Callable 09/01/2032	4.37 0.64	105.77 3.04	105.85 3.02	146,663 146,777	114 0.08%
27	MBS Float	31402KUQ5 AFS FN99AR 731491 4.6	09/30/2003	4,000,000 26,981	4.64 10/01/2033	NA -	Non-Callable 10/01/2033	4.12 0.51	104.38 3.46	104.47 3.44	28,163 28,188	25 0.09%
28	MBS Float	31404AE91 AFS FN99AR 762560 4.4	10/25/2004	3,980,910 217,375	4.46 11/01/2033	NA -	Non-Callable 11/01/2033	4.00 0.57	102.65 3.57	101.68 3.84	223,129 221,017	(2,112) (0.95%)
29	MBS Float	31404CMN7 AFS FN99AR 764565 3.9	11/23/2004	5,000,000 445,897	3.95 06/01/2034	NA -	Non-Callable 06/01/2034	3.99 0.68	103.38 2.94	104.32 2.68	460,957 465,163	4,206 0.91%
30	MBS Float	31405DVG9 AFS FN99AR 786415 4.2	10/24/2007	5,369,079 148,748	4.27 07/01/2034	NA -	Non-Callable 07/01/2034	3.58 0.38	100.53 4.01	101.00 3.86	149,541 150,237	696 0.47%
31	MBS Float	31349TWL1 AFS FH99AR 782451 4.7	07/24/2006	6,450,000 60,484	4.71 10/01/2034	NA -	Non-Callable 10/01/2034	4.33 0.74	105.30 3.22	105.71 3.11	63,688 63,936	248 0.39%
32	MBS Float	31407FU24 AFS FN99AR 829601 4.5	10/24/2007	4,927,478 96,638	4.51 08/01/2035	NA -	Non-Callable 08/01/2035	3.59 0.65	106.20 2.73	106.34 2.68	102,627 102,770	143 0.14%
33	MBS Float	3128QJG26 AFS FH99AR 1G1117 4.4	11/21/2007	15,000,000 629,377	4.48 09/01/2035	NA -	Non-Callable 09/01/2035	4.42 0.55	103.61 3.41	103.75 3.38	652,110 652,950	839 0.13%
34	MBS Float	3128QLRC7 AFS FH99AR 1H2583 4.8	04/24/2007	4,000,000 52,489	4.88 01/01/2036	NA -	Non-Callable 01/01/2036	4.48 0.89	105.16 3.32	105.61 3.21	55,197 55,435	238 0.43%
35	MBS Float	31408EQ39 AFS FN99AR 849274 4.3	08/23/2006	6,575,000 30,781	4.30 01/01/2036	NA -	Non-Callable 01/01/2036	4.46 0.69	101.60 3.63	101.32 3.71	31,275 31,189	(86) (0.27%)
36	MBS Float	31408G7J0 AFS FN99AR 851497 4.2	09/21/2006	3,050,000 106,874	4.29 02/01/2036	NA -	Non-Callable 02/01/2036	4.24 0.41	102.49 3.33	102.52 3.32	109,535 109,567	32 0.03%

#	CUSIP Sector	FAS 115 Description	Settle Date	Original Face Current Face	Coupon Maturity	Call Date Call Price	Call Type Effect Mat	WAL Base Eff Dur	Book Price Book Yld (TE)	Mkt Price Mkt Yield	Book Value Mkt Value	Gain/Loss Gain/Loss %
37	MBS Float	AFS FN99AR 879045 4.8	11/30/2006	10,395,108 258,760	4.87 03/01/2036	NA -	Non-Callable 03/01/2036	4.44 0.86	102.78 3.86	103.25 3.74	265,965 267,176	1,210 0.46%
38	MBS Float	AFS FH99AR 782666 4.9	08/23/2006	5,030,473 205,283	4.94 04/01/2036	NA -	Non-Callable 04/01/2036	4.51 0.99	98.76 5.04	99.26 4.90	202,730 203,761	1,031 0.51%
39	MBS Float	AFS FN99AR 883142 4.5	09/21/2006	12,075,102 451,676	4.59 06/01/2036	NA -	Non-Callable 06/01/2036	3.85 1.11	104.63 3.22	104.84 3.16	472,606 473,547	941 0.20%
40	MBS Float	AFS FH99AR 847663 4.4	12/29/2006	10,000,000 192,610	4.42 11/01/2036	NA -	Non-Callable 11/01/2036	4.40 0.56	103.16 3.67	103.28 3.64	198,687 198,935	248 0.12%
41	MBS Float	AFS FH99AR 1H1386 4.9	06/21/2007	5,000,000 98,702	4.93 03/01/2037	NA -	Non-Callable 03/01/2037	4.62 1.01	103.51 3.76	104.03 3.64	102,171 102,677	506 0.50%
42	MBS Float	AFS FH99AR 1G1695 3.7	05/24/2007	10,000,000 108,841	3.70 04/01/2037	NA -	Non-Callable 04/01/2037	4.62 1.18	102.77 3.28	103.17 3.18	111,852 112,293	440 0.39%
43	MBS Float	AFS FN99AR 915875 4.1	06/22/2007	5,000,000 138,922	4.64 05/01/2037	NA -	Non-Callable 05/01/2037	1.98 1.02	104.59 1.95	104.95 1.76	145,298 145,800	503 0.35%
44	MBS Float	AFS FN99AR 691248 4.0	08/23/2007	2,000,000 673	4.51 05/01/2037	NA -	Non-Callable 05/01/2037	4.97 1.04	104.15 3.37	104.10 3.38	701 701	- (0.04%)
45	MBS Float	AFS FN99AR 941007 4.4	08/10/2007	10,000,000 135,180	4.43 07/01/2037	NA -	Non-Callable 07/01/2037	3.97 1.09	102.98 3.49	103.11 3.46	139,211 139,383	172 0.12%
Total: MBS Float				187,965,974	4.43	01/22/2035	01/22/2035	4.06	103.22	103.47	4,079,749	9,221
46	Other	AFS FL EDUCATION INVES	09/30/2018	10,166,440 10,166,440	2.50 05/28/2019	NA -	Non-Callable 05/28/2019	0.08 0.08	100.00 2.50	100.00 2.50	10,166,440 10,166,440	- -
47	Other	AFS QPD Ameris Bank Money Market	04/30/2019	30,131,926 30,131,926	2.63 05/31/2019	NA -	Non-Callable 05/31/2019	0.08 0.09	100.00 2.63	100.00 2.63	30,131,926 30,131,926	- -
48	Other	AFS QPD CITIZENS BANK	04/30/2019	10,294,983 10,294,983	2.63 05/31/2019	NA -	Non-Callable 05/31/2019	0.08 0.09	100.00 2.63	100.00 2.63	10,294,983 10,294,983	- -
49	Other	AFS QPD CENTENNIAL BAN	04/30/2019	67,098,338 67,098,338	2.63 05/31/2019	NA -	Non-Callable 05/31/2019	0.08 0.09	100.00 2.63	100.00 2.63	67,098,338 67,098,338	- -
50	Other	AFS FLCLASS MM FUND	04/30/2019	5,255,507 5,255,507	2.60 05/31/2019	NA -	Non-Callable 05/31/2019	0.08 0.09	100.00 2.60	100.00 2.60	5,255,507 5,255,507	- -
51	Other	AFS SunTrust Premier C	04/30/2019	10,654,780 10,654,780	0.04 05/31/2019	NA -	Non-Callable 05/31/2019	0.08 0.09	100.00 0.04	100.00 0.04	10,654,780 10,654,780	- -
52	Other	AFS FLORIDA LOCAL GOVT	04/30/2019	5,103,579 5,103,579	2.54 05/31/2019	NA -	Non-Callable 05/31/2019	0.08 0.09	100.00 2.54	100.00 2.54	5,103,579 5,103,579	- -
53	Other	AFS WELLS FARGO SELECT	04/30/2019	1,858,256 1,858,256	2.39 05/31/2019	NA -	Non-Callable 05/31/2019	0.08 0.09	100.00 2.39	100.00 2.39	1,858,256 1,858,256	- -
54	Other	AFS QPD BANK UNITED MO	04/30/2019	5,403,284 5,403,284	2.47 05/31/2019	NA -	Non-Callable 05/31/2019	0.08 0.09	100.00 2.47	100.00 2.47	5,403,284 5,403,284	- -

CUSIP #	FAS 115 Sector	Description	Settle Date	Original Face Current Face	Coupon Maturity	Call Date Call Price	Call Type Effect Mat	WAL Base Eff Dur	Book Price Book Yld (TE)	Mkt Price Mkt Yield	Book Value Mkt Value	Gain/Loss Gain/Loss %
55	Other	SBA/Florida Prime	04/30/2019	12,204,690	2.61	NA	Non-Callable	0.08	100.00	100.00	12,204,690	-
56	Other	QPD FLORIDA COMMUN	04/30/2019	61,870,196	2.63	NA	Non-Callable	0.08	100.00	100.00	61,870,196	-
57	Other	QPD CITY NATIONAL	04/30/2019	63,699,283	2.63	NA	Non-Callable	0.08	100.00	100.00	63,699,283	-
58	Other	FL EDUCATION INVES	11/30/2018	10,288,735	2.84	NA	Non-Callable	0.29	100.00	100.00	10,288,735	-
59	Other	FL EDUCATION INVES	12/31/2018	10,110,022	2.91	NA	Non-Callable	0.36	100.00	100.00	10,110,022	-
60	Other	FL EDUCATION INVES	12/31/2018	10,283,702	2.91	NA	Non-Callable	0.39	100.00	100.00	10,283,702	-
61	Other	Florida Education	12/31/2018	10,064,860	2.66	NA	Non-Callable	0.41	100.00	100.00	10,064,860	-
62	Other	Florida Education	12/31/2018	2,054,245	2.74	NA	Non-Callable	0.45	100.00	100.00	2,054,245	-
63	Other	Florida Education	12/31/2018	5,140,297	2.77	NA	Non-Callable	0.46	100.00	100.00	5,140,297	-
64	Other	Florida Education	03/28/2019	15,035,351	2.53	NA	Non-Callable	0.48	100.00	100.00	15,035,351	-
65	Other	Florida Education	03/28/2019	10,272,547	2.57	NA	Non-Callable	0.63	100.00	100.00	10,272,547	-
Total: Other				356,991,021	2.56			0.16	100.00	100.00	356,991,021	-
66	Treasury	UNITED STATES TREA	09/27/2018	15,000,000	1.25	NA	Non-Callable	0.08	99.19	99.89	14,878,125	105,468
67	Treasury	UNITED STATES TREA	09/27/2018	10,000,000	0.75	NA	Non-Callable	0.21	98.61	99.66	9,860,938	104,687
68	Treasury	UNITED STATES TREA	07/05/2018	10,000,000	0.88	NA	Non-Callable	0.25	98.59	99.61	9,859,375	101,563
69	Treasury	UNITED STATES TREA	08/02/2018	10,000,000	0.75	NA	Non-Callable	0.29	98.41	99.50	9,840,625	109,375
70	Treasury	UNITED STATES TREA	09/27/2018	15,000,000	1.38	NA	Non-Callable	0.42	98.75	99.55	14,812,500	119,532
71	Treasury	UNITED STATES TREA	07/05/2018	10,000,000	1.50	NA	Non-Callable	0.50	98.75	99.53	9,875,000	78,125
72	Treasury	UNITED STATES TREA	08/02/2018	10,000,000	1.00	NA	Non-Callable	0.54	98.14	99.22	9,814,062	107,813

CUSIP #	FAS 115 Sector	Description	Settle Date	Original Face Current Face	Coupon Maturity	Call Date Call Price	Call Type Effect Mat	WAL Base Eff Dur	Book Price Book Yld (TE)	Mkt Price Mkt Yield	Book Value Mkt Value	Gain/Loss Gain/Loss %
912828U73	Treasury	AFS UNITED STATES TREA	09/05/2018	10,000,000	1.38	NA	Non-Callable	0.63	98.44	99.34	9,843,750	90,625
73				10,000,000	12/15/2019	-	12/15/2019	0.63	3.92	2.44	9,934,375	0.92%
912828H52	Treasury	AFS UNITED STATES TREA	10/31/2018	10,000,000	1.25	NA	Non-Callable	0.75	98.18	99.13	9,817,578	94,922
74				10,000,000	01/31/2020	-	01/31/2020	0.76	3.72	2.43	9,912,500	0.97%
912828J84	Treasury	AFS UNITED STATES TREA	09/27/2018	10,000,000	1.38	NA	Non-Callable	0.92	97.97	99.06	9,796,875	109,375
75				10,000,000	03/31/2020	-	03/31/2020	0.92	3.64	2.41	9,906,250	1.12%
9128284J6	Treasury	AFS UNITED STATES TREA	12/19/2018	10,000,000	2.38	NA	Non-Callable	1.00	99.56	99.97	9,956,250	40,625
76				10,000,000	04/30/2020	-	04/30/2020	1.00	2.82	2.41	9,996,875	0.41%
912828X96	Treasury	AFS UNITED STATES TREA	12/19/2018	5,000,000	1.50	NA	Non-Callable	1.04	98.35	99.09	4,917,578	37,109
77				5,000,000	05/15/2020	-	05/15/2020	1.04	3.12	2.39	4,954,688	0.75%
912810EP9	Treasury	AFS UNITED STATES TREA	09/10/1993	3,000,000	7.13	NA	Non-Callable	3.79	117.08	117.47	3,512,344	11,719
78				3,000,000	02/15/2023	-	02/15/2023	3.35	2.39	2.29	3,524,063	0.33%
Total: Treasury				128,000,000	1.44			0.60	99.05	99.99	126,785,000	1,110,938
				128,000,000	12/05/2019		12/05/2019	0.59	5.30	2.44	127,895,938	0.88%
Total				692,681,314	2.28			0.30	99.78	100.01	488,030,814	1,117,115
				489,113,436	09/24/2019		09/24/2019	0.28	3.28	2.54	489,147,930	0.23%

This presentation is for informational purposes only and is being furnished on a confidential basis. By accepting this information, the recipient agrees that it will use the information only to evaluate its potential interest in the strategies described herein and for no other purpose and will not divulge any such information to any other party.

This presentation does not constitute a commitment to lend money, underwrite any proposed transaction, purchase securities or other assets, provide financing, arrange financing, or provide any other services. SunTrust Robinson Humphrey, Inc. and its representatives and affiliates make no representation and have given you no advice concerning the appropriate regulatory treatment, accounting treatment, or possible tax consequences of the proposed transactions described herein. Prior to entering into any proposed transaction, you should determine, without reliance upon SunTrust Robinson Humphrey, Inc. or its representatives or affiliates, the economic risks and merits, as well as the legal, tax, and accounting characteristics and consequences, of the transaction, and that you are able to assume these risks. These materials should not be relied upon for the maintenance of your books and records or for any tax, accounting, legal or other purposes.

All materials, including proposed terms and conditions, are indicative and for discussion purposes only. Finalized terms and conditions are subject to further discussion and negotiation and will be evidenced by a formal written agreement. Except as required by applicable law, we make no representation or warranty, express or implied, to you or to any person as to the content of the information contained herein. Opinions expressed herein are current opinions only as of the date indicated. Any historical price(s) or value(s) are also only as of the date indicated. We are under no obligation to update opinions or other information.

In connection with Treasury Regulation Section 1.6011-4, it is our mutual intent that the tax structure and tax treatment of the transactions contemplated by this presentation are not confidential and that notwithstanding anything herein to the contrary that each of us (and our employees, representatives and agents) may disclose to any and all persons, without limitation of any kind, the tax structure and tax treatment of the transactions contemplated herein.

SunTrust Robinson Humphrey, Inc. (“STRH”) is not recommending an action to you as a municipal entity or obligated person. STRH is not acting as an advisor to you and does not owe a fiduciary duty pursuant to Section 15B of the Exchange Act to you with respect to the information and material contained in this communication. STRH is acting for its own interests. You should discuss any information and material contained in this communication with any and all internal or external advisors and experts that you deem appropriate before acting on this information or material. This information provided “as-is” and “where-is”, and STRH makes no representation or warranty of any kind, express or implied, with respect to the selection, design, functionality, or operation of the information in this file, and makes no implied warranty of merchantability or fitness for a particular purpose, and specifically disclaims any implied warranty with respect thereto.

The information in this presentation is necessarily based upon information provided by you, and market, economic, and other conditions and assumptions. STRH assumes no obligation, and does not intend to, update the file to reflect any changes in such information, conditions or assumptions.

The information in this presentation is illustrative and is not intended to predict actual results, which may differ substantially from those reflected in this presentation. This presentation is based on mathematical models that use inputs and assumptions to calculate results. You should understand the assumptions and evaluate whether they are appropriate for your purposes. As with all models, results may vary significantly depending upon the value of the model’s inputs and assumptions, which may or may not be stated. Any interest rates or transactional terms used herein are hypothetical and take into consideration conditions in today’s market and other factual information. This presentation is for informational purposes only and is being furnished on a confidential basis.

This presentation does not constitute a commitment to lend money, underwrite any proposed transaction, purchase securities or other assets, provide financing, arrange financing, or provide any other services. SunTrust and its representatives and affiliates make no representation and have given you no advice concerning the appropriate regulatory treatment, accounting treatment, or possible tax consequences of the proposed transactions described herein. Prior to entering into any proposed transaction, you should determine, without reliance upon SunTrust or its representatives or affiliates, the economic risks and merits, as well as the legal, tax, and accounting characteristics and consequences, of the transaction, and that you are able to assume these risks. These materials should not be relied upon for the maintenance of your books and records or for any tax, accounting, legal or other purposes.

Any historical price(s) or value(s) are also only as of the date indicated. We are under no obligation to update opinions or other information.

Nothing in this document constitutes a “Research Report” within the meaning of CFTC Regulation 23.605(a)(9). If this document references a Swap, this document constitutes a solicitation within the meaning of CFTC Regulation 23.605(a)(9)(v) to potentially enter into a derivatives transaction upon satisfaction of all applicable legal requirements.

SunTrust Robinson Humphrey is the trade name for the corporate and investment banking services of SunTrust Banks, Inc. and its subsidiaries, including SunTrust Robinson Humphrey, Inc., member, FINRA and SIPC. Debt and equity underwriting, trading, research and sales, loan syndications, municipal securities trading and sales, and mergers and acquisitions advisory services are offered by SunTrust Robinson Humphrey, Inc. Cash management, loans and loan related products, foreign exchange, risk management products and services and agency services are offered by SunTrust Bank.