

Seminole County Board of
County Commissioners
Sanford, FL

Portfolio Performance Review
February 28, 2021



Truist Securities

Grier Campbell
Director
Fixed Income Sales

404-926-5549
Grier.Campbell@truist.com

Jon Cantrell - CFA
Director
Fixed Income Strategies

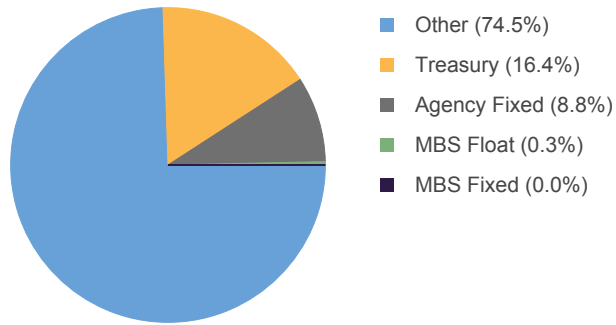
901-842-3704
Jon.Cantrell@truist.com

Strictly Private and Confidential

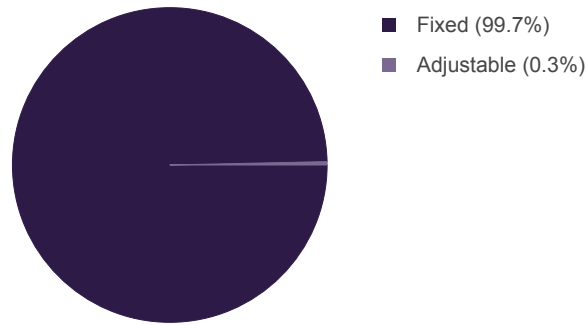
Section I Portfolio Overview..... 3
Section II Security Inventory Report.....4
Disclaimer.....8

Steven Jones
Vice President
Fixed Income Strategies

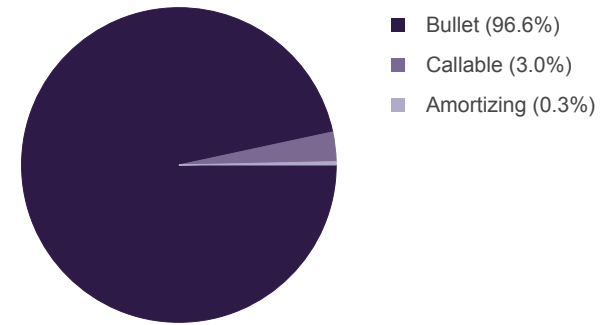
Sector Allocation



Coupon Type



Principal Type



Sector	Par Value	Book Value	Market Value	Gain (Loss)	AFS %	Book Yld (TE)	Average Life	Effective Duration	Effective Convexity	Price Vol. +300 Bps	Market Yld (TE)	3Mo CPR	
												Book Yld (TE)	Average Life
Agency Fixed	58,020,000	58,972,790	58,685,904	(286,886)	100%	(0.72)	0.69	0.70	0.01	(2.93)	0.25	(0.72)	0.69
MBS Fixed	14,392	15,478	15,363	(115)	100%	1.48	1.94	1.78	0.01	(5.22)	2.49	1.85	2.23
MBS Float	2,260,976	2,353,178	2,343,953	(9,225)	100%	0.97	4.39	0.89	0.64	(2.60)	1.08	0.34	6.42
Treasury	108,000,000	110,049,274	109,333,062	(716,212)	100%	(1.92)	0.50	0.51	0.00	(1.51)	0.10	(1.92)	0.50
Other	491,576,198	491,576,198	491,576,198	-	100%	0.45	0.28	0.28	0.00	(0.83)	0.45	0.45	0.28
Totals/Averages	659,871,567	662,966,918	661,954,480	(1,012,438)	100%	(0.05)	0.37	0.36	0.01	(1.13)	0.38	(0.05)	0.37

#	CUSIP Sector	FAS 115 Description	Settle Date	Original Face Current Face	Coupon Maturity	Call Date Call Price	Call Type Effect Mat	WAL Base Eff Dur	Book Price Book Yld (TE)	Mkt Price Mkt Yield	Book Value Mkt Value	Gain/Loss Gain/Loss %
1	Agency Fixed	AFS Federal Farm Credi	03/20/2020	20,000,000 20,000,000	1.45 02/24/2022	NA -	Non-Callable 02/24/2022	0.98 1.00	101.84 (0.41)	101.31 0.11	20,367,000 20,262,860	(104,140) (0.51%)
2	Agency Fixed	AFS Fed Home Loan Bk	03/16/2020	18,020,000 18,020,000	2.25 03/11/2022	NA -	Non-Callable 03/11/2022	1.03 1.03	103.05 (0.69)	102.19 0.12	18,569,790 18,414,404	(155,386) (0.84%)
3	Agency Fixed	AFS Farmer Mac	04/01/2020	20,000,000 20,000,000	1.02 04/01/2022	04/01/2021 100.00	Bermudan 04/01/2021	0.09 0.09	100.18 (1.06)	100.04 0.52	20,036,000 20,008,640	(27,360) (0.14%)
Total: Agency Fixed				58,020,000	1.55			0.69	101.64	101.16	58,972,790	(286,886) (0.49%)
4	MBS Fixed	AFS GNJO 651758 5.0	07/18/2006	1,550,000 121	5.00 04/15/2021	NA -	Non-Callable 04/15/2021	0.09 0.08	100.99 (9.09)	100.07 2.14	123 122	(1) (0.91%)
5	MBS Fixed	AFS FGCI G12455 5.5	01/31/2007	5,130,000 1,266	5.50 10/01/2021	NA -	Non-Callable 10/01/2021	0.13 0.12	101.29 (6.76)	100.52 (0.29)	1,282 1,272	(10) (0.77%)
6	MBS Fixed	AFS G2SF 000978 8.5	09/21/1993	3,144,133 119	8.50 03/20/2023	NA -	Non-Callable 03/20/2023	0.35 0.34	103.67 (3.26)	102.33 0.60	123 122	(2) (1.29%)
7	MBS Fixed	AFS FGLMC D75482 6.5	07/25/2001	3,422,641 12,887	6.50 05/01/2026	NA -	Non-Callable 05/01/2026	2.14 1.96	108.25 2.37	107.46 2.76	13,950 13,848	(102) (0.73%)
Total: MBS Fixed				13,246,774	6.42			1.94	107.54	106.78	15,478	(115) (0.74%)
8	MBS Float	AFS G2AR 008992 2.8	06/22/1995	4,000,000 3,296	2.88 06/20/2022	NA -	Non-Callable 06/20/2022	0.59 0.52	102.09 (1.14)	100.20 2.09	3,365 3,303	(62) (1.85%)
9	MBS Float	AFS G2AR 008076 2.1	08/24/1995	1,530,000 1,523	2.13 11/20/2022	NA -	Non-Callable 11/20/2022	0.82 0.33	101.02 0.67	100.63 1.17	1,539 1,533	(6) (0.39%)
10	MBS Float	AFS G2AR 008457 2.2	07/22/1998	2,461,551 3,977	2.25 07/20/2024	NA -	Non-Callable 07/20/2024	1.56 0.94	102.82 (0.24)	102.47 (0.01)	4,089 4,076	(14) (0.34%)
11	MBS Float	AFS G2AR 008520 2.1	06/22/1995	2,022,030 4,627	2.13 10/20/2024	NA -	Non-Callable 10/20/2024	1.69 0.56	103.21 (0.07)	102.68 0.25	4,775 4,751	(25) (0.51%)
12	MBS Float	AFS FH99AR 785725 2.2	11/23/1999	2,000,000 5,325	2.28 12/01/2026	NA -	Non-Callable 12/01/2026	2.43 1.03	102.46 1.10	100.45 1.95	5,456 5,349	(107) (1.96%)
13	MBS Float	AFS FN99AR 443193 2.3	12/23/1998	3,500,000 12,564	2.34 11/01/2027	NA -	Non-Callable 11/01/2027	2.11 1.03	102.81 0.88	100.30 2.10	12,917 12,603	(314) (2.43%)
14	MBS Float	AFS G2AR 080292 2.8	10/25/1999	4,000,000 10,735	2.88 06/20/2029	NA -	Non-Callable 06/20/2029	2.54 1.10	103.13 0.66	102.71 0.83	11,071 11,026	(44) (0.40%)
15	MBS Float	AFS FH99AR 786715 2.5	11/24/1999	1,856,783 22,829	2.50 07/01/2029	NA -	Non-Callable 07/01/2029	2.91 0.89	103.49 0.92	100.42 2.00	23,624 22,925	(699) (2.96%)
16	MBS Float	AFS FN99AR 505886 2.5	08/25/1999	3,000,000 16,405	2.51 07/01/2029	NA -	Non-Callable 07/01/2029	2.80 0.77	103.45 0.94	100.43 2.05	16,971 16,475	(496) (2.92%)
17	MBS Float	AFS FH99AR 786737 2.4	10/25/1999	4,000,000 752	2.50 09/01/2029	NA -	Non-Callable 09/01/2029	3.37 1.07	104.50 0.90	100.49 2.13	786 756	(30) (3.84%)
18	MBS Float	AFS FN99AR 535167 2.2	05/23/2001	5,721,120 26,211	2.28 01/01/2030	NA -	Non-Callable 01/01/2030	3.11 1.18	103.56 1.02	103.20 1.14	27,145 27,050	(95) (0.35%)

#	CUSIP Sector	FAS 115 Description	Settle Date	Original Face Current Face	Coupon Maturity	Call Date Call Price	Call Type Effect Mat	WAL Base Eff Dur	Book Price Book Yld (TE)	Mkt Price Mkt Yield	Book Value Mkt Value	Gain/Loss Gain/Loss %
19	36225CNP7 MBS Float	AFS G2AR 080397 2.8	05/24/2000	4,000,000 8,088	2.88 04/20/2030	NA -	Non-Callable 04/20/2030	3.48 2.09	104.77 0.71	104.47 0.80	8,474 8,449	(25) (0.29%)
20	36225CSM9 MBS Float	AFS G2AR 080523 2.2	08/23/2001	1,434,669 19,643	2.25 07/20/2031	NA -	Non-Callable 07/20/2031	3.78 1.29	103.24 0.72	103.09 0.77	20,280 20,250	(31) (0.15%)
21	36225CSZ0 MBS Float	AFS G2AR 080535 2.2	08/23/2001	3,567,526 29,384	2.25 08/20/2031	NA -	Non-Callable 08/20/2031	3.66 1.31	104.54 0.34	104.36 0.39	30,718 30,666	(52) (0.17%)
22	36225CTZ9 MBS Float	AFS G2AR 080567 3.0	02/25/2002	5,007,640 56,342	3.00 01/20/2032	NA -	Non-Callable 01/20/2032	3.88 1.63	102.93 1.02	102.48 1.15	57,992 57,739	(253) (0.44%)
23	31391BC39 MBS Float	AFS FN99AR 661690 2.2	09/25/2002	5,000,000 86,178	2.28 09/01/2032	NA -	Non-Callable 09/01/2032	3.74 1.08	106.15 0.48	106.14 0.49	91,478 91,469	(9) (0.01%)
24	31402KUQ5 MBS Float	AFS FN99AR 731491 2.3	09/30/2003	4,000,000 24,440	2.39 10/01/2033	NA -	Non-Callable 10/01/2033	4.10 1.18	104.74 1.11	100.53 2.18	25,599 24,570	(1,028) (4.02%)
25	31404AE91 MBS Float	AFS FN99AR 762560 2.1	10/25/2004	3,980,910 29,755	2.14 11/01/2033	NA -	Non-Callable 11/01/2033	4.19 0.92	103.28 1.11	100.46 1.81	30,732 29,893	(839) (2.73%)
26	31404CMN7 MBS Float	AFS FN99AR 764565 1.5	11/23/2004	5,000,000 399,764	1.56 06/01/2034	NA -	Non-Callable 06/01/2034	4.09 0.69	104.50 0.38	104.14 0.47	417,744 416,296	(1,449) (0.35%)
27	31405DVG9 MBS Float	AFS FN99AR 786415 2.2	10/24/2007	5,369,079 68,663	2.29 07/01/2034	NA -	Non-Callable 07/01/2034	4.04 0.57	101.39 1.47	101.47 1.45	69,619 69,670	51 0.07%
28	31349TWL1 MBS Float	AFS FH99AR 782451 2.3	07/24/2006	6,450,000 27,648	2.38 10/01/2034	NA -	Non-Callable 10/01/2034	4.15 0.85	105.84 0.82	105.71 0.86	29,263 29,227	(35) (0.12%)
29	3128QJG26 MBS Float	AFS FH99AR 1G1117 2.3	11/21/2007	15,000,000 495,071	2.35 09/01/2035	NA -	Non-Callable 09/01/2035	4.34 0.59	104.86 0.83	104.99 0.81	519,138 519,775	637 0.12%
30	31408EQ39 MBS Float	AFS FN99AR 849274 1.7	08/23/2006	6,575,000 28,127	1.72 01/01/2036	NA -	Non-Callable 01/01/2036	5.00 1.10	102.31 1.13	102.30 1.14	28,778 28,773	(5) (0.02%)
31	3128QLRC7 MBS Float	AFS FH99AR 1H2583 2.3	04/24/2007	4,000,000 29,399	2.38 01/01/2036	NA -	Non-Callable 01/01/2036	4.54 0.82	106.53 0.79	106.25 0.86	31,318 31,235	(83) (0.27%)
32	31408G7J0 MBS Float	AFS FN99AR 851497 1.6	09/21/2006	3,050,000 42,864	1.66 02/01/2036	NA -	Non-Callable 02/01/2036	4.69 0.75	103.14 0.90	102.69 1.00	44,209 44,015	(194) (0.44%)
33	31409UTA3 MBS Float	AFS FN99AR 879045 3.6	11/30/2006	10,395,108 233,375	2.24 03/01/2036	NA -	Non-Callable 03/01/2036	4.65 1.22	103.95 1.29	103.57 1.37	242,583 241,696	(887) (0.37%)
34	31349T6B2 MBS Float	AFS FH99AR 782666 3.8	08/23/2006	5,030,473 148,334	3.82 04/01/2036	NA -	Non-Callable 04/01/2036	4.74 1.52	100.31 2.30	99.86 2.40	148,786 148,128	(658) (0.44%)
35	31410AEP7 MBS Float	AFS FN99AR 883142 2.8	09/21/2006	12,075,102 87,136	2.96 06/01/2036	NA -	Non-Callable 06/01/2036	5.18 0.64	105.33 1.17	105.61 1.12	91,784 92,026	241 0.26%
36	3128JRQQ2 MBS Float	AFS FH99AR 847663 2.4	12/29/2006	10,000,000 107,849	2.48 11/01/2036	NA -	Non-Callable 11/01/2036	5.71 1.44	104.09 1.44	104.02 1.46	112,259 112,184	(75) (0.07%)
37	3128NGF34 MBS Float	AFS FH99AR 1H1386 3.2	06/21/2007	5,000,000 73,098	3.25 03/01/2037	NA -	Non-Callable 03/01/2037	4.59 0.86	104.65 1.26	104.45 1.31	76,495 76,350	(145) (0.19%)
38	3128QJ3C8 MBS Float	AFS FH99AR 1G1695 3.1	05/24/2007	10,000,000 98,112	3.13 04/01/2037	NA -	Non-Callable 04/01/2037	5.12 0.43	104.34 0.76	104.01 0.82	102,369 102,043	(326) (0.32%)

#	CUSIP Sector	FAS 115 Description	Settle Date	Original Face Current Face	Coupon Maturity	Call Date Call Price	Call Type Effect Mat	WAL Base Eff Dur	Book Price Book Yld (TE)	Mkt Price Mkt Yield	Book Value Mkt Value	Gain/Loss Gain/Loss %
39	31413B3Q2 MBS Float	AFS FN99AR 941007 2.7	08/10/2007	10,000,000 59,465	2.71 07/01/2037	NA -	Non-Callable 07/01/2037	5.43 0.65	103.96 1.24	100.32 1.95	61,820 59,653	(2,167) (3.51%)
Total: MBS Float				169,026,991	2.39			4.39	104.08	103.70	2,353,178	(9,225) (0.39%)
				2,260,976	01/24/2035		01/24/2035	0.89	0.97	1.08	2,343,953	
40	CD - Bank United Other	AFS CD - Bank United -	06/09/2020	10,039,715	0.55 03/09/2021	NA -	Non-Callable 03/09/2021	0.03 0.02	100.00 0.55	100.00 0.55	10,039,715	-
41	FLGITF Other	AFS Florida Trust Day	02/28/2021	5,211,929	0.09 03/31/2021	NA -	Non-Callable 03/31/2021	0.08 0.09	100.00 0.09	100.00 0.09	5,211,929	-
42	FL SAFE Other	AFS FL SAFE - Money M	02/28/2021	20,003,338	0.07 03/31/2021	NA -	Non-Callable 03/31/2021	0.08 0.09	100.00 0.07	100.00 0.07	20,003,338	-
43	FLCLASS Other	AFS FLCLASS Money Mark	02/28/2021	5,375,977	0.12 03/31/2021	NA -	Non-Callable 03/31/2021	0.08 0.09	100.00 0.12	100.00 0.12	5,375,977	-
44	SunTrust Other	AFS SunTrust Premier C	02/28/2021	526,984	0.01 03/31/2021	NA -	Non-Callable 03/31/2021	0.08 0.09	100.00 0.01	100.00 0.01	526,984	-
45	FLE190920 Other	AFS FL PALM (SunRail)	02/28/2021	1,101,004	0.10 03/31/2021	NA -	Non-Callable 03/31/2021	0.08 0.09	100.00 0.10	100.00 0.10	1,101,004	-
46	WELLSFARGO Other	AFS Wells Fargo Money	02/28/2021	1,890,627	0.05 03/31/2021	NA -	Non-Callable 03/31/2021	0.08 0.09	100.00 0.05	100.00 0.05	1,890,627	-
47	QPD MM Other	AFS Bank United Money	02/28/2021	5,521,335	0.25 03/31/2021	NA -	Non-Callable 03/31/2021	0.08 0.09	100.00 0.25	100.00 0.25	5,521,335	-
48	SBAFLPRIME Other	AFS Florida Prime/SBA	02/28/2021	185,073,853	0.15 03/31/2021	NA -	Non-Callable 03/31/2021	0.08 0.09	100.00 0.15	100.00 0.15	185,073,853	-
49	QPD Ameris Bank Money Market Other	AFS Ameris Bank Money	02/28/2021	46,085,364	0.30 03/31/2021	NA -	Non-Callable 03/31/2021	0.08 0.09	100.00 0.30	100.00 0.30	46,085,364	-
50	QPD CENT Other	AFS Centennial Bank Mo	02/28/2021	2,966,361	0.25 03/31/2021	NA -	Non-Callable 03/31/2021	0.08 0.09	100.00 0.25	100.00 0.25	2,966,361	-
51	QPD CITIZ Other	AFS Citizens Bank of F	02/28/2021	2,492,422	0.25 03/31/2021	NA -	Non-Callable 03/31/2021	0.08 0.09	100.00 0.25	100.00 0.25	2,492,422	-
52	QPD FL Other	AFS Synovus Bank Money	02/28/2021	42,893,609	0.30 03/31/2021	NA -	Non-Callable 03/31/2021	0.08 0.09	100.00 0.30	100.00 0.30	42,893,609	-
53	QPD City Other	AFS City National Bank	02/28/2021	49,725,386	0.35 03/31/2021	NA -	Non-Callable 03/31/2021	0.08 0.09	100.00 0.35	100.00 0.35	49,725,386	-
54	FL PALM 62821 Other	AFS FL PALM 6/28/2021	12/14/2020	5,002,342	0.18 06/28/2021	NA -	Non-Callable 06/28/2021	0.33 0.33	100.00 0.18	100.00 0.18	5,002,342	-
55	FL PALM 62821 Other	AFS FL PALM 7/7/21	12/14/2020	5,002,342	0.18 07/07/2021	NA -	Non-Callable 07/07/2021	0.35 0.36	100.00 0.18	100.00 0.18	5,002,342	-
56	CD - Axiom Bank Other	AFS CD - Axiom Bank -	09/25/2019	20,620,848	2.17 09/25/2021	NA -	Non-Callable 09/25/2021	0.57 0.58	100.00 2.17	100.00 2.17	20,620,848	-
57	CD - Bank United Other	AFS CD - Bank United -	12/01/2020	20,009,784	0.20 12/01/2021	NA -	Non-Callable 12/01/2021	0.75 0.77	100.00 0.20	100.00 0.20	20,009,784	-

#	CUSIP Sector	FAS 115 Description	Settle Date	Original Face Current Face	Coupon Maturity	Call Date Call Price	Call Type Effect Mat	WAL Base Eff Dur	Book Price Book Yld (TE)	Mkt Price Mkt Yield	Book Value Mkt Value	Gain/Loss Gain/Loss %
58	Other	CDCityNat0520 AFS CD - City National	01/29/2021	20,375,255 20,375,255	0.20 01/29/2022	NA -	Non-Callable 01/29/2022	0.91 0.93	100.00 0.20	100.00 0.20	20,375,255 20,375,255	- -
59	Other	CDCent0522 AFS CD - Centennial Ba	05/31/2019	20,965,408 20,965,408	2.70 05/31/2022	NA -	Non-Callable 05/31/2022	1.25 1.25	100.00 2.70	100.00 2.70	20,965,408 20,965,408	- -
60	Other	CD - Ameris 18 mth AFS CD - Ameris Bank -	12/03/2020	10,386,297 10,386,297	0.25 06/03/2022	NA -	Non-Callable 06/03/2022	1.26 1.28	100.00 0.25	100.00 0.25	10,386,297 10,386,297	- -
61	Other	CD - Axiom Bank 36 AFS CD - Axiom Bank -	10/23/2019	10,306,018 10,306,018	2.28 10/23/2022	NA -	Non-Callable 10/23/2022	1.65 1.64	100.00 2.28	100.00 2.28	10,306,018 10,306,018	- -
Total: Other				491,576,198	0.45			0.28	100.00	100.00	491,576,198	-
62	Treasury	9128284G2 AFS UNITED STATES TREA	12/20/2019	15,000,000 15,000,000	2.38 04/15/2021	NA -	Non-Callable 04/15/2021	0.13 0.13	101.20 (7.00)	100.28 0.15	15,180,468 15,042,188	(138,281) (0.91%)
63	Treasury	9128284T4 AFS UNITED STATES TREA	12/20/2019	10,000,000 10,000,000	2.63 06/15/2021	NA -	Non-Callable 06/15/2021	0.29 0.30	101.77 (3.31)	100.75 0.07	10,176,562 10,075,000	(101,562) (1.00%)
64	Treasury	912796H36 AFS UNITED STATES TREA	02/03/2021	15,000,000 15,000,000	- 06/29/2021	NA -	Non-Callable 06/29/2021	0.33 0.34	99.98 0.07	99.99 0.05	14,996,502 14,997,750	1,248 0.01%
65	Treasury	912828Y20 AFS UNITED STATES TREA	12/23/2019	10,000,000 10,000,000	2.63 07/15/2021	NA -	Non-Callable 07/15/2021	0.38 0.38	101.97 (2.52)	100.95 0.11	10,196,875 10,095,312	(101,563) (1.00%)
66	Treasury	912828D72 AFS UNITED STATES TREA	12/23/2019	10,000,000 10,000,000	2.00 08/31/2021	NA -	Non-Callable 08/31/2021	0.50 0.51	101.70 (1.38)	100.95 0.09	10,170,312 10,095,312	(75,000) (0.74%)
67	Treasury	912828F21 AFS UNITED STATES TREA	12/11/2020	15,000,000 15,000,000	2.13 09/30/2021	NA -	Non-Callable 09/30/2021	0.58 0.59	101.63 (0.64)	101.19 0.09	15,243,750 15,178,125	(65,625) (0.43%)
68	Treasury	9128285F3 AFS UNITED STATES TREA	12/11/2020	15,000,000 15,000,000	2.88 10/15/2021	NA -	Non-Callable 10/15/2021	0.63 0.63	102.34 (0.84)	101.75 0.08	15,350,977 15,262,500	(88,477) (0.58%)
69	Treasury	912828U65 AFS UNITED STATES TREA	12/11/2020	15,000,000 15,000,000	1.75 11/30/2021	NA -	Non-Callable 11/30/2021	0.75 0.76	101.60 (0.37)	101.25 0.09	15,240,234 15,187,500	(52,734) (0.35%)
70	Treasury	912810EP9 AFS UNITED STATES TREA	09/10/1993	3,000,000 3,000,000	7.13 02/15/2023	NA -	Non-Callable 02/15/2023	1.96 1.87	116.45 (1.13)	113.31 0.32	3,493,594 3,399,375	(94,219) (2.70%)
Total: Treasury				108,000,000	2.16			0.50	101.90	101.28	110,049,274	(716,212)
				108,000,000	0.84			0.37	100.47	100.32	662,966,918	(1,012,438)
Total				659,871,567	0.84			0.36	(0.05)	0.38	661,954,480	(0.15%)

This presentation is for informational purposes only and is being furnished on a confidential basis. By accepting this information, the recipient agrees that it will use the information only to evaluate its potential interest in the strategies described herein and for no other purpose and will not divulge any such information to any other party.

This presentation does not constitute a commitment to lend money, underwrite any proposed transaction, purchase securities or other assets, provide financing, arrange financing, or provide any other services. Truist Securities, Inc. and its representatives and affiliates make no representation and have given you no advice concerning the appropriate regulatory treatment, accounting treatment, or possible tax consequences of the proposed transactions described herein. Prior to entering into any proposed transaction, you should determine, without reliance upon Truist Securities, Inc. or its representatives or affiliates, the economic risks and merits, as well as the legal, tax, and accounting characteristics and consequences, of the transaction, and that you are able to assume these risks. These materials should not be relied upon for the maintenance of your books and records or for any tax, accounting, legal or other purposes.

All materials, including proposed terms and conditions, are indicative and for discussion purposes only. Finalized terms and conditions are subject to further discussion and negotiation and will be evidenced by a formal written agreement. Except as required by applicable law, we make no representation or warranty, express or implied, to you or to any person as to the content of the information contained herein. Opinions expressed herein are current opinions only as of the date indicated. Any historical price(s) or value(s) are also only as of the date indicated. We are under no obligation to update opinions or other information.

In connection with Treasury Regulation Section 1.6011-4, it is our mutual intent that the tax structure and tax treatment of the transactions contemplated by this presentation are not confidential and that notwithstanding anything herein to the contrary that each of us (and our employees, representatives and agents) may disclose to any and all persons, without limitation of any kind, the tax structure and tax treatment of the transactions contemplated herein.

Truist Securities, Inc. (“Truist Securities”) is not recommending an action to you as a municipal entity or obligated person. Truist Securities is not acting as an advisor to you and does not owe a fiduciary duty pursuant to Section 15B of the Exchange Act to you with respect to the information and material contained in this communication. Truist Securities is acting for its own interests. You should discuss any information and material contained in this communication with any and all internal or external advisors and experts that you deem appropriate before acting on this information or material. This information provided “as-is” and “where-is”, and Truist Securities makes no representation or warranty of any kind, express or implied, with respect to the selection, design, functionality, or operation of the information in this file, and makes no implied warranty of merchantability or fitness for a particular purpose, and specifically disclaims any implied warranty with respect thereto.

The information in this presentation is necessarily based upon information provided by you, and market, economic, and other conditions and assumptions.

Truist Securities assumes no obligation, and does not intend to, update the file to reflect any changes in such information, conditions or assumptions. The information in this presentation is illustrative and is not intended to predict actual results, which may differ substantially from those reflected in this presentation. This presentation is based on mathematical models that use inputs and assumptions to calculate results. You should understand the assumptions and evaluate whether they are appropriate for your purposes. As with all models, results may vary significantly depending upon the value of the model’s inputs and assumptions, which may or may not be stated. Any interest rates or transactional terms used herein are hypothetical and take into consideration conditions in today’s market and other factual information. This presentation is for informational purposes only and is being furnished on a confidential basis.

This presentation does not constitute a commitment to lend money, underwrite any proposed transaction, purchase securities or other assets, provide financing, arrange financing, or provide any other services. Truist Securities and its representatives and affiliates make no representation and have given you no advice concerning the appropriate regulatory treatment, accounting treatment, or possible tax consequences of the proposed transactions described herein. Prior to entering into any proposed transaction, you should determine, without reliance upon Truist Securities or its representatives or affiliates, the economic risks and merits, as well as the legal, tax, and accounting characteristics and consequences, of the transaction, and that you are able to assume these risks. These materials should not be relied upon for the maintenance of your books and records or for any tax, accounting, legal or other purposes.

Any historical price(s) or value(s) are also only as of the date indicated. We are under no obligation to update opinions or other information.

Nothing in this document constitutes a “Research Report” within the meaning of CFTC Regulation 23.605(a)(9). If this document references a Swap, this document constitutes a solicitation within the meaning of CFTC Regulation 23.605(a)(9)(v) to potentially enter into a derivatives transaction upon satisfaction of all applicable legal requirements.

Truist Securities is the trade name for the corporate and investment banking services of Truist Financial Corporation and its subsidiaries, including Truist Securities, Inc., member, FINRA and SIPC. Debt and equity underwriting, trading, research and sales, loan syndications, municipal securities trading and sales, and mergers and acquisitions advisory services are offered by Truist Securities, Inc. Cash management, loans and loan related products, foreign exchange, risk management products and services and agency services are offered by Truist Bank.