

Seminole County Board of
County Commissioners
Sanford, FL

Portfolio Performance Review
January 31, 2021



Truist Securities

Grier Campbell
Director
Fixed Income Sales

404-926-5549
Grier.Campbell@truist.com

Jon Cantrell - CFA
Director
Fixed Income Strategies

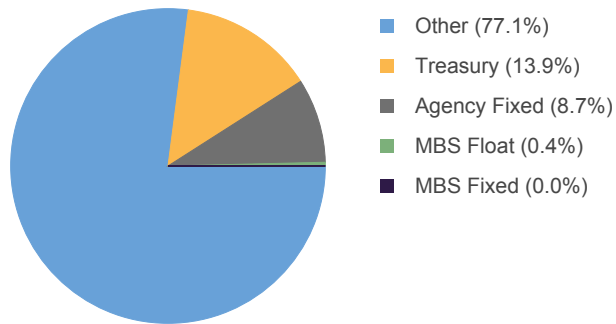
901-842-3704
Jon.Cantrell@truist.com

Strictly Private and Confidential

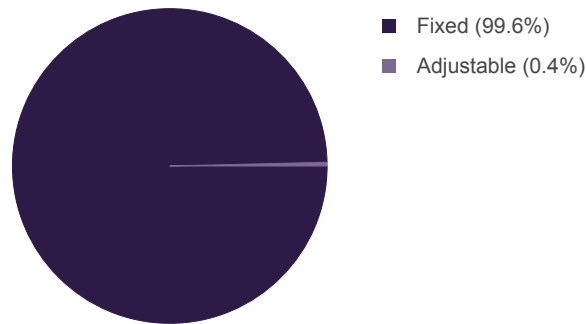
Section I Portfolio Overview..... 3
Section II Security Inventory Report.....4
Disclaimer.....9

Steven Jones
Vice President
Fixed Income Strategies

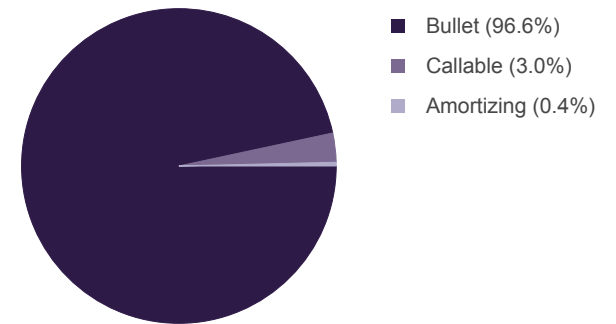
Sector Allocation



Coupon Type



Principal Type



Sector	Par Value	Book Value	Market Value	Gain (Loss)	AFS %	Book Yld (TE)	Average Life	Effective Duration	Effective Convexity	Price Vol. +300 Bps	Market Yld (TE)	3Mo CPR	
												Book Yld (TE)	Average Life
Agency Fixed	58,020,000	58,972,790	58,756,680	(216,110)	100%	(0.26)	0.78	0.77	0.01	(3.09)	0.19	(0.26)	0.78
MBS Fixed	16,027	17,144	17,080	(64)	100%	1.32	1.80	1.65	0.05	(4.86)	2.21	1.59	2.09
MBS Float	2,521,935	2,627,862	2,619,518	(8,344)	100%	0.85	3.86	0.80	1.05	(2.20)	0.94	1.19	6.78
Treasury	93,000,000	95,052,772	94,505,936	(546,836)	100%	(1.24)	0.61	0.61	0.01	(1.81)	0.12	(1.24)	0.61
Other	516,193,965	516,193,965	516,193,965	-	100%	0.45	0.29	0.28	0.00	(0.84)	0.45	0.45	0.29
Totals/Averages	669,751,927	672,864,533	672,093,179	(771,354)	100%	0.15	0.39	0.37	0.01	(1.18)	0.38	0.15	0.40

#	CUSIP Sector	FAS 115 Description	Settle Date	Original Face Current Face	Coupon Maturity	Call Date Call Price	Call Type Effect Mat	WAL Base Eff Dur	Book Price Book Yld (TE)	Mkt Price Mkt Yield	Book Value Mkt Value	Gain/Loss Gain/Loss %
1	Agency Fixed	AFS Federal Farm Credi	03/20/2020	20,000,000 20,000,000	1.45 02/24/2022	NA -	Non-Callable 02/24/2022	1.07 1.07	101.84 (0.27)	101.43 0.11	20,367,000 20,285,480	(81,520) (0.40%)
2	Agency Fixed	AFS Fed Home Loan Bk	03/16/2020	18,020,000 18,020,000	2.25 03/11/2022	NA -	Non-Callable 03/11/2022	1.11 1.11	103.05 (0.48)	102.38 0.11	18,569,790 18,448,660	(121,130) (0.65%)
3	Agency Fixed	AFS Farmer Mac	04/01/2020	20,000,000 20,000,000	1.02 04/01/2022	04/01/2021 100.00	Bermudan 04/01/2021	0.17 0.17	100.18 (0.04)	100.11 0.35	20,036,000 20,022,540	(13,460) (0.07%)
Total: Agency Fixed				58,020,000	1.55			0.78	101.64	101.28	58,972,790	(216,110) (0.37%)
4	MBS Fixed	AFS GNJO 651758 5.0	07/18/2006	1,550,000 243	5.00 04/15/2021	NA -	Non-Callable 04/15/2021	0.08 0.07	100.99 (9.09)	100.23 (0.35)	245 244	(2) (0.75%)
5	MBS Fixed	AFS GNJO 520132 5.0	07/18/2006	1,646,693 328	5.00 04/15/2021	NA -	Non-Callable 04/15/2021	0.12 0.11	100.81 (3.13)	100.03 3.08	331 328	(3) (0.77%)
6	MBS Fixed	AFS GNJO 606276 5.0	07/18/2006	3,530,852 305	5.00 05/15/2021	NA -	Non-Callable 05/15/2021	0.16 0.15	100.83 (1.31)	100.03 3.56	307 305	(2) (0.80%)
7	MBS Fixed	AFS FGCI G12455 5.5	01/31/2007	5,130,000 1,935	5.50 10/01/2021	NA -	Non-Callable 10/01/2021	0.16 0.15	101.29 (3.88)	100.69 (0.25)	1,960 1,948	(12) (0.60%)
8	MBS Fixed	AFS G2SF 000978 8.5	09/21/1993	3,144,133 134	8.50 03/20/2023	NA -	Non-Callable 03/20/2023	0.39 0.37	103.67 (2.04)	102.60 0.55	138 137	(1) (1.03%)
9	MBS Fixed	AFS FGLMC D75482 6.5	07/25/2001	3,422,641 13,082	6.50 05/01/2026	NA -	Non-Callable 05/01/2026	2.15 1.97	108.25 2.41	107.92 2.56	14,162 14,118	(44) (0.31%)
Total: MBS Fixed				18,424,319	6.32			1.80	106.97	106.65	17,144	(64) (0.37%)
10	MBS Float	AFS G2AR 008761 3.0	05/31/1995	2,400,000 15	3.00 03/20/2021	NA -	Non-Callable 03/20/2021	0.09 0.05	100.27 (1.43)	100.22 (1.01)	15 15	- (0.05%)
11	MBS Float	AFS G2AR 008992 2.8	06/22/1995	4,000,000 3,573	2.88 06/20/2022	NA -	Non-Callable 06/20/2022	0.62 0.56	102.09 (0.88)	100.28 2.00	3,647 3,582	(65) (1.78%)
12	MBS Float	AFS G2AR 008076 3.1	08/24/1995	1,530,000 1,692	2.13 11/20/2022	NA -	Non-Callable 11/20/2022	0.85 0.76	101.02 0.92	100.69 1.31	1,709 1,703	(6) (0.33%)
13	MBS Float	AFS G2AR 008457 2.2	07/22/1998	2,461,551 4,121	2.25 07/20/2024	NA -	Non-Callable 07/20/2024	1.59 1.00	102.82 (0.19)	102.58 (0.05)	4,237 4,227	(10) (0.23%)
14	MBS Float	AFS G2AR 008520 3.1	06/22/1995	2,022,030 4,747	2.13 10/20/2024	NA -	Non-Callable 10/20/2024	1.68 1.14	103.21 0.03	102.79 0.27	4,900 4,880	(20) (0.41%)
15	MBS Float	AFS FH99AR 785725 2.2	11/23/1999	2,000,000 5,325	2.28 12/01/2026	NA -	Non-Callable 12/01/2026	2.39 1.11	102.46 1.09	100.49 1.93	5,456 5,351	(105) (1.93%)
16	MBS Float	AFS FN99AR 443193 2.3	12/23/1998	3,500,000 12,766	2.34 11/01/2027	NA -	Non-Callable 11/01/2027	2.11 1.11	102.81 0.90	100.34 2.08	13,124 12,809	(315) (2.40%)
17	MBS Float	AFS G2AR 080292 2.8	10/25/1999	4,000,000 11,982	2.88 06/20/2029	NA -	Non-Callable 06/20/2029	3.15 1.66	103.13 0.89	102.87 0.97	12,357 12,326	(31) (0.25%)
18	MBS Float	AFS FN99AR 505886 2.5	08/25/1999	3,000,000 16,547	2.51 07/01/2029	NA -	Non-Callable 07/01/2029	2.53 0.80	103.45 0.82	100.48 2.02	17,118 16,626	(492) (2.87%)

#	CUSIP Sector	FAS 115 Description	Settle Date	Original Face Current Face	Coupon Maturity	Call Date Call Price	Call Type Effect Mat	WAL Base Eff Dur	Book Price Book Yld (TE)	Mkt Price Mkt Yield	Book Value Mkt Value	Gain/Loss Gain/Loss %
19	31295KN83 MBS Float	AFS FH99AR 786715 2.5	11/24/1999	1,856,783 23,026	2.50 07/01/2029	NA -	Non-Callable 07/01/2029	2.76 0.95	103.49 0.87	100.48 1.98	23,829 23,137	(692) (2.90%)
20	31295KPW8 MBS Float	AFS FH99AR 786737 2.4	10/25/1999	4,000,000 763	2.50 09/01/2029	NA -	Non-Callable 09/01/2029	3.44 1.16	104.50 0.95	100.54 2.12	798 767	(30) (3.79%)
21	31384VQU9 MBS Float	AFS FN99AR 535167 3.7	05/23/2001	5,721,120 26,426	2.28 01/01/2030	NA -	Non-Callable 01/01/2030	3.01 1.19	103.56 0.99	103.26 1.09	27,368 27,287	(81) (0.30%)
22	36225CNP7 MBS Float	AFS G2AR 080397 2.8	05/24/2000	4,000,000 8,320	2.88 04/20/2030	NA -	Non-Callable 04/20/2030	3.46 2.35	104.77 0.72	104.62 0.76	8,717 8,704	(13) (0.15%)
23	36225CSM9 MBS Float	AFS G2AR 080523 2.2	08/23/2001	1,434,669 19,788	2.25 07/20/2031	NA -	Non-Callable 07/20/2031	3.63 1.34	103.24 0.69	103.18 0.71	20,429 20,418	(12) (0.06%)
24	36225CSZ0 MBS Float	AFS G2AR 080535 2.2	08/23/2001	3,567,526 29,653	2.25 08/20/2031	NA -	Non-Callable 08/20/2031	3.50 1.36	104.54 0.29	104.47 0.31	31,000 30,978	(22) (0.07%)
25	36225CTZ9 MBS Float	AFS G2AR 080567 3.0	02/25/2002	5,007,640 56,758	3.00 01/20/2032	NA -	Non-Callable 01/20/2032	3.68 1.71	102.93 1.02	102.64 1.09	58,421 58,256	(166) (0.28%)
26	31391BC39 MBS Float	AFS FN99AR 661690 2.2	09/25/2002	5,000,000 86,779	2.28 09/01/2032	NA -	Non-Callable 09/01/2032	3.54 1.08	106.15 0.41	106.21 0.39	92,117 92,168	51 0.06%
27	31402KJUQ5 MBS Float	AFS FN99AR 731491 2.3	09/30/2003	4,000,000 24,573	2.39 10/01/2033	NA -	Non-Callable 10/01/2033	3.96 1.28	104.74 1.08	100.58 2.17	25,738 24,715	(1,023) (3.98%)
28	31404AE91 MBS Float	AFS FN99AR 762560 2.1	10/25/2004	3,980,910 29,919	2.14 11/01/2033	NA -	Non-Callable 11/01/2033	4.00 0.92	103.28 1.10	100.43 1.84	30,901 30,047	(854) (2.76%)
29	31404CMN7 MBS Float	AFS FN99AR 764565 1.5	11/23/2004	5,000,000 402,139	1.56 06/01/2034	NA -	Non-Callable 06/01/2034	3.83 0.73	104.50 0.32	104.25 0.39	420,227 419,221	(1,006) (0.24%)
30	31405DVG9 MBS Float	AFS FN99AR 786415 2.2	10/24/2007	5,369,079 69,082	2.29 07/01/2034	NA -	Non-Callable 07/01/2034	3.60 0.58	101.39 1.46	101.46 1.44	70,044 70,090	46 0.07%
31	31349TWL1 MBS Float	AFS FH99AR 782451 2.3	07/24/2006	6,450,000 27,805	2.38 10/01/2034	NA -	Non-Callable 10/01/2034	3.41 0.68	105.84 0.53	105.78 0.54	29,429 29,411	(18) (0.06%)
32	3128QJG26 MBS Float	AFS FH99AR 1G1117 2.3	11/21/2007	15,000,000 499,467	2.35 09/01/2035	NA -	Non-Callable 09/01/2035	3.40 0.53	104.86 0.56	104.97 0.53	523,748 524,284	536 0.10%
33	3128QLRC7 MBS Float	AFS FH99AR 1H2583 2.7	04/24/2007	4,000,000 31,177	2.77 01/01/2036	NA -	Non-Callable 01/01/2036	3.68 0.52	106.53 0.53	106.55 0.52	33,213 33,219	6 0.02%
34	31408EQ39 MBS Float	AFS FN99AR 849274 2.2	08/23/2006	6,575,000 28,281	1.72 01/01/2036	NA -	Non-Callable 01/01/2036	4.68 1.11	102.31 1.12	102.25 1.14	28,935 28,916	(19) (0.07%)
35	31408G7J0 MBS Float	AFS FN99AR 851497 2.2	09/21/2006	3,050,000 43,065	1.66 02/01/2036	NA -	Non-Callable 02/01/2036	4.06 0.75	103.14 0.82	102.78 0.90	44,417 44,264	(153) (0.34%)
36	31409UTA3 MBS Float	AFS FN99AR 879045 3.6	11/30/2006	10,395,108 234,552	3.62 03/01/2036	NA -	Non-Callable 03/01/2036	4.06 1.25	103.95 1.20	103.59 1.28	243,806 242,966	(841) (0.34%)
37	31349T6B2 MBS Float	AFS FH99AR 782666 3.8	08/23/2006	5,030,473 149,113	3.82 04/01/2036	NA -	Non-Callable 04/01/2036	4.33 1.03	100.31 2.33	100.03 2.39	149,568 149,158	(410) (0.27%)
38	31410AEP7 MBS Float	AFS FN99AR 883142 2.8	09/21/2006	12,075,102 330,719	2.80 06/01/2036	NA -	Non-Callable 06/01/2036	4.15 0.37	105.33 0.88	105.33 0.88	348,361 348,349	(13) (0.00%)

#	CUSIP Sector	FAS 115 Description	Settle Date	Original Face Current Face	Coupon Maturity	Call Date Call Price	Call Type Effect Mat	WAL Base Eff Dur	Book Price Book Yld (TE)	Mkt Price Mkt Yield	Book Value Mkt Value	Gain/Loss Gain/Loss %
39	3128JRQQ2 MBS Float	AFS FH99AR 847663 2.4	12/29/2006	10,000,000 108,182	2.48 11/01/2036	NA -	Non-Callable 11/01/2036	5.44 1.52	104.09 1.42	104.09 1.42	112,606 112,609	3 0.00%
40	3128NGF34 MBS Float	AFS FH99AR 1H1386 3.6	06/21/2007	5,000,000 73,341	3.61 03/01/2037	NA -	Non-Callable 03/01/2037	3.95 0.73	104.65 1.09	104.41 1.15	76,750 76,578	(171) (0.22%)
41	3128QJ3C8 MBS Float	AFS FH99AR 1G1695 3.1	05/24/2007	10,000,000 98,474	3.13 04/01/2037	NA -	Non-Callable 04/01/2037	4.15 0.40	104.34 0.62	104.09 0.68	102,746 102,497	(249) (0.24%)
42	31413B3Q2 MBS Float	AFS FN99AR 941007 2.7	08/10/2007	10,000,000 59,765	2.71 07/01/2037	NA -	Non-Callable 07/01/2037	4.39 0.63	103.96 1.10	100.33 1.97	62,132 59,961	(2,171) (3.49%)
Total: MBS Float				171,426,991	2.57	03/10/2035	03/10/2035	3.86	104.20	103.90	2,627,862	(8,344)
43	FLCLASS Other	AFS FLCLASS Money Mark	01/31/2021	5,375,486 5,375,486	0.13 02/28/2021	NA -	Non-Callable 02/28/2021	0.08 0.08	100.00 0.13	100.00 0.13	5,375,486 5,375,486	- -
44	FL SAFE Other	AFS FL SAFE - Money M	01/31/2021	20,002,292 20,002,292	0.12 02/28/2021	NA -	Non-Callable 02/28/2021	0.08 0.08	100.00 0.12	100.00 0.12	20,002,292 20,002,292	- -
45	QPD FL Other	AFS Synovus Bank Money	01/31/2021	42,884,150 42,884,150	0.40 02/28/2021	NA -	Non-Callable 02/28/2021	0.08 0.08	100.00 0.40	100.00 0.40	42,884,150 42,884,150	- -
46	FLGITF Other	AFS Florida Trust Day	01/31/2021	5,211,553 5,211,553	0.05 02/28/2021	NA -	Non-Callable 02/28/2021	0.08 0.08	100.00 0.05	100.00 0.05	5,211,553 5,211,553	- -
47	SunTrust Other	AFS SunTrust Premier C	01/31/2021	248,226 248,226	0.01 02/28/2021	NA -	Non-Callable 02/28/2021	0.08 0.08	100.00 0.01	100.00 0.01	248,226 248,226	- -
48	FLE190920 Other	AFS FL PALM (SunRail)	01/31/2021	11,100,919 11,100,919	0.11 02/28/2021	NA -	Non-Callable 02/28/2021	0.08 0.08	100.00 0.11	100.00 0.11	11,100,919 11,100,919	- -
49	WELLSFARGO Other	AFS Wells Fargo Money	01/31/2021	1,890,583 1,890,583	0.05 02/28/2021	NA -	Non-Callable 02/28/2021	0.08 0.08	100.00 0.05	100.00 0.05	1,890,583 1,890,583	- -
50	AQP Axiom Bank MM Other	AFS Axiom Bank Money M	01/31/2021	5,081,565 5,081,565	0.25 02/28/2021	NA -	Non-Callable 02/28/2021	0.08 0.08	100.00 0.25	100.00 0.25	5,081,565 5,081,565	- -
51	SBAFLPRIME Other	AFS Florida Prime/SBA	01/31/2021	200,052,553 200,052,553	0.17 02/28/2021	NA -	Non-Callable 02/28/2021	0.08 0.08	100.00 0.17	100.00 0.17	200,052,553 200,052,553	- -
52	QPD Ameris Bank Money Market Other	AFS Ameris Bank Money	01/31/2021	46,074,759 46,074,759	0.30 02/28/2021	NA -	Non-Callable 02/28/2021	0.08 0.08	100.00 0.30	100.00 0.30	46,074,759 46,074,759	- -
53	QPD MM Other	AFS Bank United Money	01/31/2021	5,520,276 5,520,276	0.25 02/28/2021	NA -	Non-Callable 02/28/2021	0.08 0.08	100.00 0.25	100.00 0.25	5,520,276 5,520,276	- -
54	QPD CITIZ Other	AFS Citizens Bank of F	01/31/2021	2,491,944 2,491,944	0.25 02/28/2021	NA -	Non-Callable 02/28/2021	0.08 0.08	100.00 0.25	100.00 0.25	2,491,944 2,491,944	- -
55	QPD City Other	AFS City National Bank	01/31/2021	44,712,341 44,712,341	0.35 02/28/2021	NA -	Non-Callable 02/28/2021	0.08 0.08	100.00 0.35	100.00 0.35	44,712,341 44,712,341	- -
56	QPD CENT Other	AFS Centennial Bank Mo	01/31/2021	2,965,671 2,965,671	0.35 02/28/2021	NA -	Non-Callable 02/28/2021	0.08 0.08	100.00 0.35	100.00 0.35	2,965,671 2,965,671	- -
57	CD - Bank United Other	AFS CD - Bank United -	06/09/2020	10,035,495 10,035,495	0.55 03/09/2021	NA -	Non-Callable 03/09/2021	0.11 0.10	100.00 0.55	100.00 0.55	10,035,495 10,035,495	- -

#	CUSIP Sector	FAS 115 Description	Settle Date	Original Face Current Face	Coupon Maturity	Call Date Call Price	Call Type Effect Mat	WAL Base Eff Dur	Book Price Book Yld (TE)	Mkt Price Mkt Yield	Book Value Mkt Value	Gain/Loss Gain/Loss %
58	FL PALM 62821 Other	AFS FL PALM 6/28/2021	12/14/2020	5,001,208 5,001,208	0.18 06/28/2021	NA - 06/28/2021	Non-Callable	0.41 0.41	100.00 0.18	100.00 0.18	5,001,208 5,001,208	- -
59	FL PALM 62821 Other	AFS FL PALM 7/7/21	12/14/2020	5,001,208 5,001,208	0.18 07/07/2021	NA - 07/07/2021	Non-Callable	0.44 0.44	100.00 0.18	100.00 0.18	5,001,208 5,001,208	- -
60	CD - Axiom Bank Other	AFS CD - Axiom Bank -	09/25/2019	20,583,229 20,583,229	2.17 09/25/2021	NA - 09/25/2021	Non-Callable	0.65 0.65	100.00 2.17	100.00 2.17	20,583,229 20,583,229	- -
61	CD - Bank United Other	AFS CD - Bank United -	12/01/2020	20,006,714 20,006,714	0.20 12/01/2021	NA - 12/01/2021	Non-Callable	0.84 0.84	100.00 0.20	100.00 0.20	20,006,714 20,006,714	- -
62	CDCityNat0520 Other	AFS CD - City National	01/29/2021	20,362,168 20,362,168	0.20 01/29/2022	NA - 01/29/2022	Non-Callable	1.00 1.01	100.00 0.20	100.00 0.20	20,362,168 20,362,168	- -
63	CDCent0522 Other	AFS CD - Centennial Ba	05/31/2019	20,918,985 20,918,985	2.70 05/31/2022	NA - 05/31/2022	Non-Callable	1.33 1.32	100.00 2.70	100.00 2.70	20,918,985 20,918,985	- -
64	CD - Ameris 18 mth Other	AFS CD - Ameris Bank -	12/03/2020	10,386,297 10,386,297	0.25 06/03/2022	NA - 06/03/2022	Non-Callable	1.34 1.35	100.00 0.25	100.00 0.25	10,386,297 10,386,297	- -
65	CD - Axiom Bank 36 Other	AFS CD - Axiom Bank -	10/23/2019	10,286,343 10,286,343	2.28 10/23/2022	NA - 10/23/2022	Non-Callable	1.73 1.72	100.00 2.28	100.00 2.28	10,286,343 10,286,343	- -
	Total: Other			516,193,965 516,193,965	0.45 05/13/2021			0.29 05/13/2021	100.00 0.45	100.00 0.45	516,193,965 516,193,965	- -
66	9128284G2 Treasury	AFS UNITED STATES TREA	12/20/2019	15,000,000 15,000,000	2.38 04/15/2021	NA - 04/15/2021	Non-Callable	0.21 0.21	101.20 (3.48)	100.45 0.14	15,180,468 15,067,968	(112,500) (0.74%)
67	9128284T4 Treasury	AFS UNITED STATES TREA	12/20/2019	10,000,000 10,000,000	2.63 06/15/2021	NA - 06/15/2021	Non-Callable	0.38 0.37	101.77 (2.09)	100.94 0.10	10,176,562 10,093,750	(82,812) (0.81%)
68	912828Y20 Treasury	AFS UNITED STATES TREA	12/23/2019	10,000,000 10,000,000	2.63 07/15/2021	NA - 07/15/2021	Non-Callable	0.46 0.46	101.97 (1.66)	101.14 0.12	10,196,875 10,114,062	(82,813) (0.81%)
69	912828D72 Treasury	AFS UNITED STATES TREA	12/23/2019	10,000,000 10,000,000	2.00 08/31/2021	NA - 08/31/2021	Non-Callable	0.58 0.58	101.70 (0.93)	101.09 0.10	10,170,312 10,109,375	(60,937) (0.60%)
70	912828F21 Treasury	AFS UNITED STATES TREA	12/11/2020	15,000,000 15,000,000	2.13 09/30/2021	NA - 09/30/2021	Non-Callable	0.67 0.67	101.63 (0.32)	101.33 0.12	15,243,750 15,199,218	(44,532) (0.29%)
71	9128285F3 Treasury	AFS UNITED STATES TREA	12/11/2020	15,000,000 15,000,000	2.88 10/15/2021	NA - 10/15/2021	Non-Callable	0.71 0.71	102.34 (0.44)	101.95 0.10	15,350,977 15,292,968	(58,009) (0.38%)
72	912828U65 Treasury	AFS UNITED STATES TREA	12/11/2020	15,000,000 15,000,000	1.75 11/30/2021	NA - 11/30/2021	Non-Callable	0.83 0.84	101.60 (0.18)	101.36 0.11	15,240,234 15,203,907	(36,327) (0.24%)

CUSIP #	FAS 115 Sector	Description	Settle Date	Original Face Current Face	Coupon Maturity	Call Date Call Price	Call Type Effect Mat	WAL Base Eff Dur	Book Price Book Yld (TE)	Mkt Price Mkt Yield	Book Value Mkt Value	Gain/Loss Gain/Loss %
912810EP9	73 Treasury	AFS UNITED STATES TREA	09/10/1993	3,000,000	7.13 02/15/2023	NA -	Non-Callable 02/15/2023	2.04 1.89	116.45 (0.85)	114.16 0.17	3,493,594 3,424,688	(68,906) (1.97%)
				93,000,000	2.50			0.61	102.21	101.67	95,052,772	(546,836)
	Total: Treasury			93,000,000	09/10/2021		09/10/2021	0.61	(1.24)	0.12	94,505,936	(0.58%)
				857,065,275	0.84			0.39	100.46	100.35	672,864,533	(771,354)
	Total			669,751,927	07/15/2021		07/04/2021	0.37	0.15	0.38	672,093,179	(0.11%)

This presentation is for informational purposes only and is being furnished on a confidential basis. By accepting this information, the recipient agrees that it will use the information only to evaluate its potential interest in the strategies described herein and for no other purpose and will not divulge any such information to any other party.

This presentation does not constitute a commitment to lend money, underwrite any proposed transaction, purchase securities or other assets, provide financing, arrange financing, or provide any other services. Truist Securities, Inc. and its representatives and affiliates make no representation and have given you no advice concerning the appropriate regulatory treatment, accounting treatment, or possible tax consequences of the proposed transactions described herein. Prior to entering into any proposed transaction, you should determine, without reliance upon Truist Securities, Inc. or its representatives or affiliates, the economic risks and merits, as well as the legal, tax, and accounting characteristics and consequences, of the transaction, and that you are able to assume these risks. These materials should not be relied upon for the maintenance of your books and records or for any tax, accounting, legal or other purposes.

All materials, including proposed terms and conditions, are indicative and for discussion purposes only. Finalized terms and conditions are subject to further discussion and negotiation and will be evidenced by a formal written agreement. Except as required by applicable law, we make no representation or warranty, express or implied, to you or to any person as to the content of the information contained herein. Opinions expressed herein are current opinions only as of the date indicated. Any historical price(s) or value(s) are also only as of the date indicated. We are under no obligation to update opinions or other information.

In connection with Treasury Regulation Section 1.6011-4, it is our mutual intent that the tax structure and tax treatment of the transactions contemplated by this presentation are not confidential and that notwithstanding anything herein to the contrary that each of us (and our employees, representatives and agents) may disclose to any and all persons, without limitation of any kind, the tax structure and tax treatment of the transactions contemplated herein.

Truist Securities, Inc. (“Truist Securities”) is not recommending an action to you as a municipal entity or obligated person. Truist Securities is not acting as an advisor to you and does not owe a fiduciary duty pursuant to Section 15B of the Exchange Act to you with respect to the information and material contained in this communication. Truist Securities is acting for its own interests. You should discuss any information and material contained in this communication with any and all internal or external advisors and experts that you deem appropriate before acting on this information or material. This information provided “as-is” and “where-is”, and Truist Securities makes no representation or warranty of any kind, express or implied, with respect to the selection, design, functionality, or operation of the information in this file, and makes no implied warranty of merchantability or fitness for a particular purpose, and specifically disclaims any implied warranty with respect thereto.

The information in this presentation is necessarily based upon information provided by you, and market, economic, and other conditions and assumptions.

Truist Securities assumes no obligation, and does not intend to, update the file to reflect any changes in such information, conditions or assumptions. The information in this presentation is illustrative and is not intended to predict actual results, which may differ substantially from those reflected in this presentation. This presentation is based on mathematical models that use inputs and assumptions to calculate results. You should understand the assumptions and evaluate whether they are appropriate for your purposes. As with all models, results may vary significantly depending upon the value of the model’s inputs and assumptions, which may or may not be stated. Any interest rates or transactional terms used herein are hypothetical and take into consideration conditions in today’s market and other factual information. This presentation is for informational purposes only and is being furnished on a confidential basis.

This presentation does not constitute a commitment to lend money, underwrite any proposed transaction, purchase securities or other assets, provide financing, arrange financing, or provide any other services. Truist Securities and its representatives and affiliates make no representation and have given you no advice concerning the appropriate regulatory treatment, accounting treatment, or possible tax consequences of the proposed transactions described herein. Prior to entering into any proposed transaction, you should determine, without reliance upon Truist Securities or its representatives or affiliates, the economic risks and merits, as well as the legal, tax, and accounting characteristics and consequences, of the transaction, and that you are able to assume these risks. These materials should not be relied upon for the maintenance of your books and records or for any tax, accounting, legal or other purposes.

Any historical price(s) or value(s) are also only as of the date indicated. We are under no obligation to update opinions or other information.

Nothing in this document constitutes a “Research Report” within the meaning of CFTC Regulation 23.605(a)(9). If this document references a Swap, this document constitutes a solicitation within the meaning of CFTC Regulation 23.605(a)(9)(v) to potentially enter into a derivatives transaction upon satisfaction of all applicable legal requirements.

Truist Securities is the trade name for the corporate and investment banking services of Truist Financial Corporation and its subsidiaries, including Truist Securities, Inc., member, FINRA and SIPC. Debt and equity underwriting, trading, research and sales, loan syndications, municipal securities trading and sales, and mergers and acquisitions advisory services are offered by Truist Securities, Inc. Cash management, loans and loan related products, foreign exchange, risk management products and services and agency services are offered by Truist Bank.